


County of Lycoming, Pennsylvania




COMPREHENSIVE ANNUAL FINANCIAL REPORT

FOR THE YEAR ENDED
DECEMBER 31, 2011

Prepared by the Offices of County Controller and Fiscal Services
Krista B. Rogers, Controller
Beth A. Johnston, Director of Fiscal Services

County of Lycoming, Pennsylvania



COMPREHENSIVE ANNUAL FINANCIAL REPORT

FOR THE YEAR ENDED
DECEMBER 31, 2011

Prepared by the Offices of County Controller and Fiscal Services
Krista B. Rogers, Controller
Beth A. Johnston, Director of Fiscal Services

COUNTY OF LYCOMING, PENNSYLVANIA
COMPREHENSIVE ANNUAL FINANCIAL REPORT
 For the year ended December 31, 2011

TABLE OF CONTENTS

Page No.

INTRODUCTORY SECTION.....	1
LETTER OF TRANSMITTAL.....	2
GFOA CERTIFICATE OF ACHIEVEMENT.....	14
ORGANIZATION CHART	15
LIST OF PRINCIPAL OFFICIALS.....	16
FINANCIAL SECTION	18
INDEPENDENT AUDITORS’ REPORT	19
MANAGEMENT DISCUSSION AND ANALYSIS	21
BASIC FINANCIAL STATEMENTS	38
GOVERNMENT-WIDE FINANCIAL STATEMENTS.....	39
STATEMENT OF NET ASSETS	39
STATEMENT OF ACTIVITIES.....	40
FUND FINANCIAL STATEMENTS.....	41
BALANCE SHEET – GOVERNMENTAL FUNDS	41
RECONCILIATION OF GOVERNMENTAL FUNDS BALANCE SHEET TO THE STATEMENT OF NET ASSETS.....	42
STATEMENT OF REVENUES, EXPENDITURES, AND CHANGES IN FUND BALANCES- GOVERNMENTAL FUNDS	43
RECONCILIATION OF THE STATEMENT OF REVENUES, EXPENDITURES AND CHANGES IN FUND BALANCES OF GOVERNMENTAL FUNDS	44
STATEMENT OF NET ASSETS – ENTERPRISE FUND.....	45
STATEMENT OF REVENUES, EXPENSES AND CHANGES IN NET ASSETS- ENTERPRISE FUND	47
STATEMENT OF CASH FLOWS – ENTERPRISE FUND	48
STATEMENT OF FIDUCIARY NET ASSETS.....	50
STATEMENT OF CHANGES IN FIDUCIARY NET ASSETS	51
COMPONENT UNITS STATEMENT OF NET ASSETS	52
COMPONENT UNITS STATEMENT OF ACTIVITIES	54
NOTES TO THE FINANCIAL STATEMENTS.....	55
REQUIRED SUPPLEMENTARY INFORMATION.....	110
LYCOMING COUNTY EMPLOYEES RETIREMENT SYSTEM - SCHEDULE OF FUNDING PROGRESS.....	111
LYCOMING COUNTY EMPLOYEES OTHER POSTEMPLOYMENT BENEFITS PLAN - SCHEDULE OF FUNDING PROGRESS.....	111

SCHEDULE OF REVENUES, EXPENDITURES AND CHANGES IN FUND BALANCES- BUDGET (GAAP BASIS) TO ACTUAL-GENERAL FUND.....	112
SCHEDULE OF REVENUES, EXPENDITURES AND CHANGES IN FUND BALANCES- BUDGET (GAAP BASIS) TO ACTUAL-COUNTY PASS THRU GRANTS	113
ADDITIONAL INFORMATION.....	114
COMBINING AND INDIVIDUAL FUND STATEMENTS AND SCHEDULES.....	115
COMBINING BALANCE SHEET-NON-MAJOR GOVERNMENTAL FUNDS	115
COMBINING STATEMENT OF REVENUES, EXPENDITURES AND CHANGES IN FUND BALANCES-NON MAJOR GOVERNMENTAL FUNDS	116
GENERAL FUND.....	117
SCHEDULE OF REVENUES, EXPENDITURES AND CHANGES IN FUND BALANCES- BUDGET (GAAP BASIS) TO ACTUAL	118
SPECIAL REVENUE FUNDS	122
COMBINING BALANCE SHEET.....	124
COMBINING STATEMENT OF REVENUES, EXPENDITURES AND CHANGES IN FUND BALANCES.....	130
SCHEDULE OF REVENUES, EXPENDITURES AND CHANGES IN FUND BALANCES- BUDGET (GAAP BASIS) TO ACTUAL	136
DOMESTIC RELATIONS.....	136
D.A. INVESTIGATIVE FUNDS	137
REGISTER & RECORDER CAPITAL IMPROVEMENT FUND.....	138
PROTHONOTARY AUTOMATION FUND	139
EMERGENCY SERVICES	140
HAZ-MAT	141
911 WIRELINE	142
911 WIRELESS	143
E.M.A. GRANT.....	144
HIGHWAY SAFETY GRANT	145
P.C.C.D. J.A.I.B./AFTERCARE GRANT	146
LIQUID FUEL FUND.....	147
ACT 44 BRIDGE FUND.....	148
COMMUNITY DEVELOPMENT BLOCK GRANTS	149
E.D.P.S. FLOOD MITIGATION FUNDS.....	150
E.D.P.S. ENVIRONMENTAL PROJECTS	151
E.D.P.S. ECONOMIC DEVELOPMENT PROJECTS.....	152
GROWING GREENER TRUST.....	153
FARM EASEMENT PROGRAM	154
NUTRIENT TRADING PROGRAM	155
MISCELLANEOUS SPECIAL REVENUE GRANTS	156
DEBT SERVICE FUND	157
STATEMENT OF REVENUES, EXPENDITURES AND CHANGES IN FUND BALANCES.....	158
SCHEDULE OF REVENUES, EXPENDITURES, AND CHANGES IN FUND BALANCE- BUDGET (GAAP BASIS) TO ACTUAL	159
CAPITAL PROJECT FUNDS	160
COMBINING BALANCE SHEET.....	161

COMBINING STATEMENT OF REVENUES, EXPENDITURES AND CHANGES IN FUND BALANCES.....	162
SCHEDULE OF REVENUES, EXPENDITURES AND CHANGES IN FUND BALANCES- BUDGET (GAAP BASIS) TO ACTUAL	163
HELP AMERICA VOTE ACT GRANTS	163
CAPITAL PROJECTS FUND.....	164
LAW ENFORCEMENT RECORDS MANAGEMENT SYSTEM	165
INDUSTRIAL PARK	166
ENTERPRISE FUND	167
SCHEDULE OF REVENUES, EXPENDITURES AND CHANGES IN NET ASSETS-BUDGET (GAAP BASIS) TO ACTUAL	168
AGENCY FUNDS.....	169
COMBINING STATEMENT OF CHANGES IN ASSETS AND LIABILITIES – AGENCY FUNDS	171
SCHEDULE OF CHANGES IN CAPITAL ASSETS BY FUNCTION	175
STATISTICAL SECTION	176
TABLE #1: NET ASSETS BY COMPONENT – LAST NINE YEARS.....	177
TABLE #2: CHANGES IN NET ASSETS -LAST NINE YEARS.....	178
TABLE #3: FUND BALANCES OF GOVERNMENTAL FUNDS – LAST TEN YEARS	180
TABLE #4: CHANGES IN FUND BALANCES OF GOVERNMENTAL FUNDS - LAST TEN YEARS.....	181
TABLE #5 TAX REVENUES BY SOURCE- LAST TEN YEARS	182
TABLE #6: ASSESSED VALUE AND ESTIMATED ACTUAL VALUE OF TAXABLE REAL PROPERTY	183
TABLE #7 PROPERTY TAX RATES	184
TABLE #8: PRINCIPAL TAXPAYERS.....	186
TABLE #9: PROPERTY TAX LEVIES AND COLLECTIONS	187
TABLE #10 RATIO OF OUTSTANDING DEBT BY TYPE– LAST TEN YEARS	188
TABLE #11: DIRECT AND OVERLAPPING GOVERNMENTAL ACTIVITIES DEBT.....	189
TABLE #12 LEGAL DEBT MARGIN – LAST TEN FISCAL YEARS.....	191
TABLE #13 DEMOGRAPHIC AND ECONOMIC STATISTICS	192
TABLE #14 PRINCIPAL EMPLOYERS.....	193
TABLE #15 FULL-TIME EQUIVALENT COUNTY GOVERNMENT EMPLOYEES BY FUNCTION.....	194
TABLE #16 OPERATING INDICATORS BY FUNCTION.....	196
TABLE #17 CAPITAL ASSET STATISTICS BY FUNCTION.....	199

THIS PAGE INTENTIONALLY LEFT BLANK

INTRODUCTORY SECTION

COUNTY OF LYCOMING, PENNSYLVANIA

Executive Plaza Building
48 West Third Street
Williamsport, PA 17701
www.lyco.org



COMMISSIONERS

Jeff C. Wheeland
Chairman

Ernest P. Larson
Vice-Chairman

Tony R. Mussare
Secretary

Krista B. Rogers
Controller
Telephone 570-327-2208
Fax 570-327-2446

Beth A. Johnston
Director Fiscal Services
Telephone 570-320-2104
Fax 570-320-2111

June 29, 2012

To the Citizens of the County of Lycoming, Pennsylvania:

We are pleased to present the 2011 Comprehensive Annual Financial Report (CAFR) for the County of Lycoming, Pennsylvania. The Comprehensive Annual Financial Report was prepared as a joint effort of the Controller's Office and the Department of Fiscal Services in conjunction with the independent certified public accounting firm of ParenteBeard LLC, whose opinion accompanies the basic financial statements contained in the Financial Section of this report.

Responsibility for both the accuracy of the data and the completeness and fairness of the presentation, including all disclosures, rests with the County. To the best of our knowledge and belief, the enclosed data is accurate in all material respects and is reported in a manner designed to present fairly the financial position and the results of operations on the various funds of the County in conformity with generally accepted accounting principles (GAAP).

The comprehensive annual financial report is presented in three sections: introductory, financial and statistical. The introductory section includes the transmittal letter, a list of the County's principal officials, the County's organizational chart and the GFOA Certificate of Achievement for Excellence in Financial Reporting for the year ended December 31, 2010. The financial section includes the management discussion and analysis, the basic financial statements (county-wide and fund financial statements), required notes to the financial statements, the independent auditor's report, as well as certain required and other supplementary information. The statistical section includes selected financial and demographic information, generally presented on a multi-year basis.

It is recommended that readers of the financial report, in addition to reviewing the basic financial statements, also review the County's Management Discussion and Analysis, which is intended to provide a narrative overview and analysis of the financial activities of the County for the year ended December 31, 2011.

This report includes all funds and activities of the County and reflects all services provided to the taxpayers of Lycoming County ranging from but not limited to general administration, judicial, public safety, public works, human services and cultural and recreational activities. This report also contains limited information on the various component units of the County.

County of Lycoming, Pennsylvania

Founded in 1795, the County of Lycoming operates under the County Code of Pennsylvania, a compilation of pertinent constitutional and statutory laws passed by the General Assembly of Pennsylvania. It is a fifth class county under the classification set forth in that code. The County's estimated 2011 population of 116,747 reflects a slight increase from the 2010 census count of 116,111. Geographically, Lycoming County is the largest county in the state covering 1,244 square miles.

The County of Lycoming operates under the elected Board of Commissioners form of government. Three commissioners are elected to serve a four-year term with no term limitations. The commissioners serve as managers and administrators of county government awarding contracts, setting salaries, preparing an annual budget and appointing individuals to various boards, commissions and authorities. They also appoint a county administrator (Chief Clerk) to assist them with administrative duties. Also assisting them in carrying out the various functions of county government are a number of elected officials (row offices) and numerous appointed deputies and directors.

Economic Condition and Outlook

Lycoming County was formed from Northumberland County April 13, 1795. At the time it was formed the County was much larger than it is today. It took up most of the land that is now north central Pennsylvania. The following counties have been formed from land that was once part of Lycoming County: Armstrong, Bradford, Centre, Clearfield, Clinton, Indiana, Jefferson, McKean, Potter, Sullivan, Tioga, Venango, Warren, Forest, Elk and Cameron. Lycoming County was originally named Jefferson County in honor of Thomas Jefferson. This name proved to be unsatisfactory. The name change went through several steps. First a change to Lycoming County was rejected, next the name Susquehanna County was struck down as was Muncy County, before the legislature revisited and settled on Lycoming County for Lycoming Creek, the stream that was the center of the pre-revolutionary border dispute.

As of 2011, Lycoming County's population is 116,747 people. Since 2010, it has had a small population increase of 0.5%. The median age of a county resident is 41.1 years according to the U.S. Census Bureau.

Lycoming County's local economy is supported by the approximately 2,595 establishments that employ over 38,000 individuals.

The unemployment rate for the County as of December 2011 was 7.3%, compared to the state rate of 7.7% and the national rate of 8.5%.

The median sale price of a single-family home in Lycoming County is \$109,900. The median age of Lycoming County real estate is 62 years. Renters make up 26.85% of the population. 10.38% of houses and apartments in Lycoming County are unoccupied.

The income per capita is \$31,900, which includes all adults and children. The median household income is \$40,007.

Compared to the rest of the country, Lycoming County's cost of living is 24.04% lower than the U.S. average.

Lycoming County public schools spend \$10,293 per student. The average school expenditure in the U.S. is \$10,259. There are, on average, about 14 students per teacher in Lycoming County.

With our rich history and culture of Lycoming County's lumber heritage, we have evolved into a vibrant city with three unique colleges. Lycoming College dates back to 1812 and is one of the oldest colleges in the state. Pennsylvania College of Technology enjoys an excellent reputation as one of the finest technical schools in the state and is an affiliate of the Pennsylvania State University. Newport Business Institute prepares students with industry specific specialized training to help them meet the career demands of the 21st century.

Employment levels are supported by the presence of major employers in the government sector, healthcare services, education, retail and manufacturing industries. The County's ten largest employers include:

- Pennsylvania State Government
- Susquehanna Health Care Regional Alliance
- Pennsylvania College of Technology
- Williamsport Area School District
- Weis Markets
- West Pharmaceutical Services Inc.
- United States Government
- Shop-Vac Corporation
- County of Lycoming
- Bro-Dart Company

The Lycoming County area, located in the heart of Pennsylvania's forest playground, offers a wide range of year-round recreational opportunities. As part of the Pennsylvania Wilds, Lycoming County has every resource available for hikers, bikers or any type of outdoor enthusiast.

- More than 300,000 acres of public interest
- Pennsylvania's Fish Commission stocks three major county streams (totaling 158 miles) with trout and smallmouth bass
- Over 2,000,000 acres in north central Pennsylvania are open to hunters of deer, bear, and small game
- Cross-country skiing is available throughout the region
 - Downhill skiing at Ski Sawmill is 45 minutes away
 - Crystal Lake Ski Center and Lodge is 45 minutes away
 - Pocono Resort area is within 1 to 1 ½ hours
- Golf
 - White Deer Golf Course (Public Course) 36-hole course plus an 18-hole course
 - Williamsport Country Club
- West Branch of the Susquehanna River
 - 14-mile stretch of navigable water for motor boating and water skiing
 - Home to an old-fashioned paddle wheeler the Hiawatha
- USA Today has ranked the Pine Creek Rail Trail as one of the best hiking trails in the world
- Little League
 - Williamsport is the birthplace of Little League Baseball
 - 7 leagues with approximately 84 teams
 - Hosts International headquarters for 7,000 leagues throughout the United States and in 41 countries
 - Peter J. McGovern Little League Museum
 - Howard J. Lamade Memorial Field
 - Hosts the Little League World series during the third week of August

Long Term Financial Capital Financing

The County has developed a five-year capital improvement plan which is reviewed and updated annually. This allows the County the ability to develop a long range financial plan to finance major capital improvements.

Major Initiatives

The County continues to undertake major initiatives to provide a wide range of services to the citizens of Lycoming County.

For the Year 2011

INFORMATION SERVICES

#1: Prison Jail Management System

The County implemented DSI's JailTracker System at the County Prison and Pre-Release Center. This software replaced the legacy system that was running on the County's AS/400 server and positioned the County to be able to interface with other justice related systems. DSI's software is used in over 50 other counties in PA.

#2: Implement VMWare

The County implemented Virtual Machine Ware which reduced the number of physical servers and resulted in reduced energy and physical space costs, as well as provided another key for the continuity of operations plan.

#3: Replace Telephone PBX unit and voicemail

Information Services replaced the courthouse telephone PBX unit and the County's voicemail system, both of which were over 13 years old.

PLANNING & COMMUNITY DEVELOPMENT

#1: Corridor Plan

The Corridor Plan was completed and land development plans were reviewed for consistency with the Plan.

#2: Muncy – Montoursville Regional Water System

Construction was completed on water lines in Muncy Twp. and Fairfield Twp. to advance Phase II of the System.

#3: Pathway to Health

The first phase of construction on the Pathway to Health project, as part of the Susquehanna Health System expansion, was completed.

#4: Infrastructure

An infrastructure assessment was completed in 2011.

#5: GIS Improvements

An aerial flight of Lycoming County was done to improve the quality of GIS data.

PUBLIC SAFETY

#1: Gas Well Exploration Committee

The County continued to play an active role on the Gas Exploration Committee and in emergency responder training. The Department of Public Safety provided multiple training programs for emergency response personnel concerning the Marcellus Shale exploration and drilling activities, and played a role in the development and implementation of the Well Site Emergency Responder training program. The Department of Public Safety is also a key player in the Commonwealth's Marcellus Shale Task Force making multiple public safety related recommendations on training, 911 addressing, and hazardous materials assessments.

#2: Emergency Operation Center/911 Center Expansion

Planning continued for expansion of the center including reviewing new technology and design options.

#3: Exercises

The Department of Public Safety actively participated in several all hazards training exercises in 2011. The Department of Public Safety continues to promote realistic training programs and exercises to include Severe Weather Scenarios, Continuity of Operations tabletop exercises and Mass Casualty/Triage system exercises among others.

#4: New Tower Site Construction

The County completed the construction of two new 911 emergency communications tower sites in Lycoming County at the Armstrong and Long Ridge sites. A Waterville Tower site upgrade project was completed as well.

#5: Fire Frequency VHF Narrow Band Transition

The Department of Public Safety obtained licenses from the FCC and completed the required transition to the narrow band width frequencies by December 31, 2011, for the County's fire and Emergency Management Agency assigned frequencies.

RESOURCE MANAGEMENT SERVICES

#1: Landfill Expansion Permit

A landfill expansion permit was issued in 2010 for Field 11 and construction was completed in 2011.

#2: Cogeneration Plant Expansion

The County issued a request for proposals for the expansion and received the bids on December 28, 2010. PPLRE was awarded the Cogeneration Plant Expansion and the plant is currently under construction and is slated for completion in September 2012.

#3: Regional Solid Waste Plan Development

The county joined forces with Columbia, Montour, Snyder, and Union counties to plan for the next 10 years of waste disposal and recycling. The plan was written and edited in 2011 and is being prepared for the final phase of municipal acceptance and approval.

For the Future

INFORMATION SERVICES

#1: High Speed Wireless Connection

Install a high speed wireless internet connection between the Department of Public Safety and the Courthouse main server room. This will greatly enhance the replication of the CAD system and also provide a key component for a continuity of operations plan.

#2: Upgrade PCs

Upgrade all County PCs to Windows 7 and Office 2010.

#3: Back Scanning of Register & Recorder Documents

Scan all documents and have them hosted on the internet for public view.

#4: Migrate the Assessment Office Software

The migration from CAMA software to DevNet's system is expected to be completed by July 2012.

#5: Enhance the Jury Selection Software & Procedures

A committee was formed with representatives from all key areas to discuss the changes. Several enhancements are being implemented to streamline the process, cut costs, time and labor.

#6: Install New Tape Back-Up System

A new tape back-up system is being quoted to decrease the time required and number of tapes involved in a complete back-up.

PLANNING & COMMUNITY DEVELOPMENT

#1: Marcellus Shale Gas Exploration

Complete a Marcellus Shale impact study to assist the County Commissioners with decision making concerning Act 13 funds.

#2: Susquehanna Health Expansion

Pathway to Health – phase 2 of construction to begin in 2012.

#3: Montoursville Levee

Continue to seek state funding for the project.

#4: Timber Run Water Line

Complete design and Construction of the water line in 2012 to serve as fire suppression for RMS.

#5: Risk Map Project

Continue to work on the risk mapping project to improve flood mapping in Lycoming County.

PUBLIC SAFETY

#1: Gas Well Exploration Committee

Continue playing an active role on the Gas Exploration Committee and in emergency responder training. The Department of Public Safety will conduct a large scale Natural Gas Site exercise in 2012.

#2: Emergency Operation Center/911 Center Expansion

Continue the planning process for expansion of the EOC/911 Center.

#3: New Tower Site Construction

The Department of Public Safety is planning to replace two 911 tower site transmitter/equipment buildings to enhance communications at the Bald Eagle and Shiver's Ridge sites.

RESOURCE MANAGEMENT SERVICES

#1: Landfill Expansion

Construction of the leachate storage tank and landfill gas skid and flares will continue and possibly finish construction in 2013. Field 12 clearing and grubbing will occur in 2012 and the stormwater and access roadway infrastructure will be bid and constructed in 2013.

#2: Leachate Force Main

The County has submitted the Act 537 Sewage Facilities Plan Update for Montgomery Borough, Clinton Township, Muncy Borough, and Muncy Creek Township to the Department of Environmental Protection for approval. Upon approval, the 17,000 feet Leachate Force Main application for permit will be submitted to the Water Quality Bureau and approval is expected in 2012. Bid documents will be prepared and construction will most likely take place in 2013.

Office of the Controller

Under provisions of the Fifth Class County Code, the Controller is an elected official and is independent of the executive or legislative branches of County government. The Controller's office serves in the capacity of the internal auditor for the County. During the year, the staff conducts financial and compliance audits on various departments and offices.

Internal Control

Management of the County of Lycoming is responsible for establishing and maintaining an internal control structure designed to ensure that the assets of the County are protected from loss, theft, or misuse and to ensure that adequate accounting data is compiled to allow for the preparation of the financial statements in conformity with generally accepted accounting principles. The internal control structure is designed to provide reasonable, but not absolute, assurance that these objectives are met. The concept of reasonable assurance recognizes that (1) the cost of a control should not exceed the benefits likely to be derived; and (2) the valuation of the costs and benefits require estimates and judgments by management.

Single Audit

As a recipient of Federal and State financial assistance, the County is also responsible for ensuring that an adequate internal control structure is in place to ensure compliance with applicable laws and regulations related to those programs. This internal control structure is subject to periodic evaluations by management and internal and external audits performed on the County.

Budgeting Controls

The County maintains budgetary controls whose objectives are to ensure compliance with the legal provisions embodied in the annual appropriated budgets approved by the County Commissioners. Activities of all funds are included in the annual appropriated budget. As indicated in the financial section of this report, the County has complied with such budgetary controls for the year ended December 31, 2011.

Pension and other Postemployment Benefits

The County maintains a single employer contributory defined benefit pension plan with mandatory membership for all full-time County employees. Participants in the plan contribute from 6 to 8 percent of their gross pay, with an optional contribution of an additional 10 percent. Additional information on the County's pension arrangements and post employment benefits can be found under Notes 17 and 18 in the notes to the financial statements.

Cash Management

Cash temporarily idle during the year was held in an interest-bearing demand deposit or invested in certificates of deposit, repurchasing agreements and government fund accounts. The County investment policy is to minimize credit and market risk while maintaining a competitive yield. Accordingly, deposits were either insured by the Federal Deposit Insurance Corporation or assignment of assets pursuant to Act 72 of the General Assembly of the Commonwealth of Pennsylvania.

Risk Management

The County is exposed to various risks of loss related to torts, theft of, damage to or destruction of assets, error and omissions, injuries to employees and natural disasters which in the past have been covered by a combination of private carriers and County self insurance. In 1998, the County became a member of PCoRP (Pennsylvania Counties Risk Pool) which was created in the mid-1980s by the County Commissioners Association of Pennsylvania. Under this coverage, each member of PCoRP has its own maintenance deductibles; PCoRP self-insures the first \$100,000 before the specific excess coverages are utilized. The purpose is to self-insure the usual and expected losses while implementing strong risk management controls to contain those losses.

Each year member counties make their payment to PCoRP in June. The two major components of the payment are the insurance cost relating to provisions of the coverage through PCoRP, and a Loss Fund contribution. Loss Fund monies stay with PCoRP and are invested and used to pay claims up to the self-insured retention (SIR) limit of the loss fund which is currently \$100,000. Each member share of the Loss Fund is determined based on their past year's claims history. Payments for amounts of claims above the \$100,000 layer are made by PCoRP's reinsurer. Also, the entire Loss Fund for each policy is reinsured for \$1,000,000. As of the latest PCoRP audited financial

statement dated May 31, 2011, the County has had no additional assessments to the Loss Fund.

The County has had no environmental claims applied against the landfill.

The County has had no major insurance claims filed as of December 31, 2011.

Independent Audit

The accounting firm of ParenteBeard, LLC was selected to perform an annual audit of the County's basic financial statements and determine the County's compliance with requirements of the Federal Single Audit Act Amendments of 1996, and related OMB Circular A-133. The goal of the audit was to provide reasonable assurances the financial statements of the County for the year ended December 31, 2011, are free of material misstatements. The independent audit involved examining, on a test basis, evidence supporting the amounts and disclosures in the financial statements; and evaluating the overall financial presentation. The auditor concluded there was a reasonable basis for rendering an unqualified opinion that the County's financial statements for the year ended December 31, 2011, are fairly presented in conformity with GAAP. The independent auditors' report is presented in the Financial Section of this report. The independent auditors' reports relating specifically to the Single Audit are presented in a separate report.

Director of Fiscal Services Closing Remarks

This report is intended to provide the reader an all-inclusive picture of the financial position of the County. To continue to remain in a strong financial position during the past twelve months, County officials have undertaken a unified effort to improve management, organizational effectiveness, administrative systems, operating systems, and productivity. The county continues to follow prudent fiscal policies and management programs in order to provide vital governmental services to its citizens.

Certificate of Achievement for Excellence in Financial Reporting Award

The Government Finance Officers Association of the United States and Canada (GFOA) awarded a Certificate of Achievement for Excellence in Financial Reporting to Lycoming County for its comprehensive annual financial report for the fiscal year ended December 31, 2010. This was the twentieth consecutive year that the County has achieved this prestigious award. In order to be awarded a Certificate of Achievement, a government must publish an easily readable and efficiently organized comprehensive annual financial report. This report must satisfy both generally accepted accounting principles and applicable legal requirements.

A Certificate of Achievement is valid for a period of one year only. We believe that our current comprehensive annual financial report continues to meet the Certificate of

Achievement Program's requirements and we are submitting it to the GFOA to determine its eligibility for another certificate.

Acknowledgments

I want to express my sincere appreciation and thanks to the Department of Fiscal Services, Controllers office and the County's independent auditors, ParenteBeard LLC, for all of their dedicated hard work in preparing and presenting this report. Additionally, I would like to thank all county departments and organizations who have provided information to compile the report.

Beth A. Johnston
Director Fiscal Services

A handwritten signature in black ink, appearing to read "Beth Johnston", with a long horizontal flourish extending to the right.

Certificate of Achievement for Excellence in Financial Reporting

Presented to

County of Lycoming
Pennsylvania

For its Comprehensive Annual
Financial Report
for the Fiscal Year Ended
December 31, 2010

A Certificate of Achievement for Excellence in Financial Reporting is presented by the Government Finance Officers Association of the United States and Canada to government units and public employee retirement systems whose comprehensive annual financial reports (CAFRs) achieve the highest standards in government accounting and financial reporting.



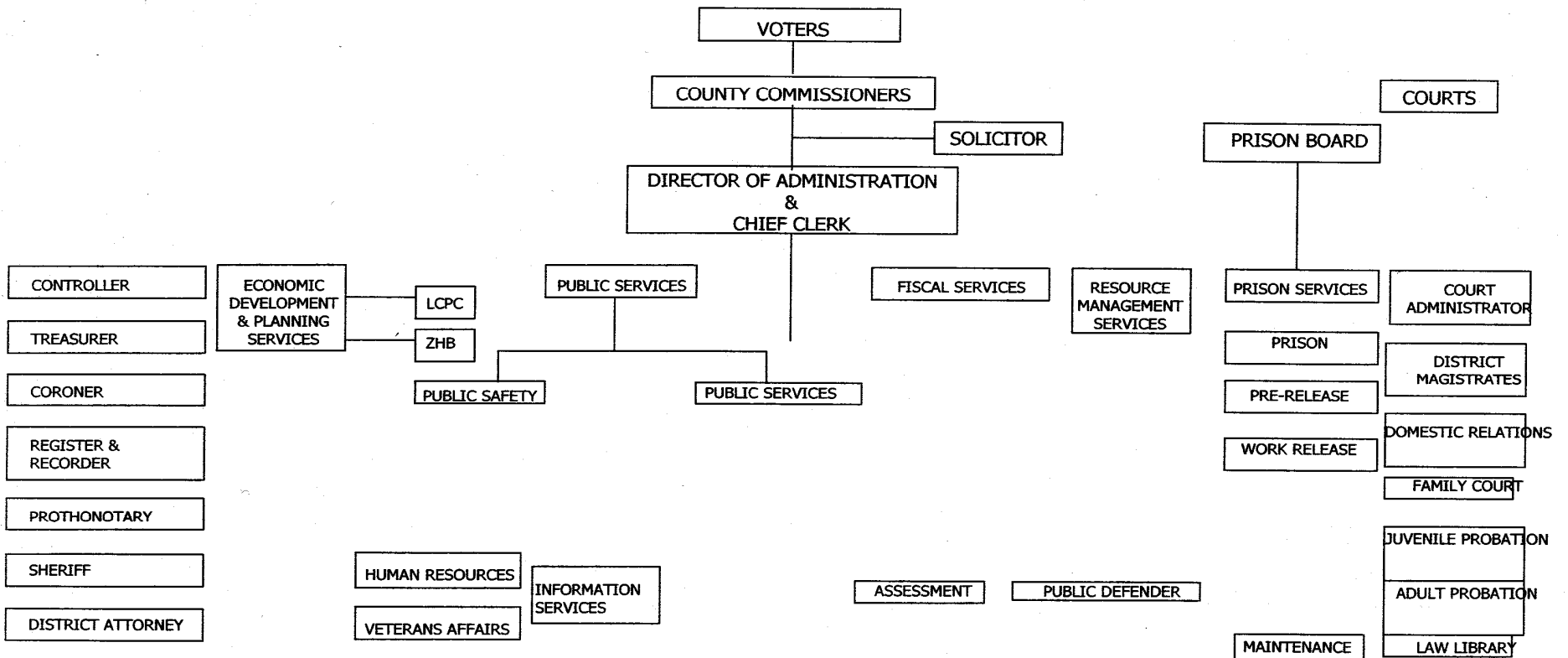
Linda C. Davison

President

Jeffrey R. Emer

Executive Director

LYCOMING COUNTY ORGANIZATION CHART



LEGEND
Support Lines
Coordination

COUNTY OF LYCOMING, PENNSYLVANIA PRINCIPAL OFFICIALS

COMMISSIONERS

Rebecca A. Burke, Chair
Ernest P. Larson
Jeff C. Wheeland

ROW OFFICES

Eric R. Linhardt, District Attorney
Connie L. Rupert, Treasurer
Krista B. Rogers, Controller
Annabel R. Miller, Register & Recorder
William J. Burd, Prothonotary
Mark R. Lusk, Sheriff
Charles Kiessling Jr., Coroner

JUDICIARY

Court of Common Pleas
Honorable Nancy L. Butts, President Judge
Honorable Dudley N. Anderson, Judge
Honorable Richard A. Gray, Judge
Honorable Marc F. Lovecchio, Judge
Honorable Joy Reynolds McCoy, Judge

JURY COMMISSIONERS

Jessie Bloom
Frank P. Lupacchino

THIS PAGE INTENTIONALLY LEFT BLANK

FINANCIAL SECTION



Independent Auditors' Report

Board of County Commissioners
County of Lycoming, Pennsylvania:

We have audited the accompanying financial statements of the governmental activities, the business-type activity, the aggregate discretely presented component units, each major fund, and the aggregate remaining fund information of the County of Lycoming, Pennsylvania (the "County"), as of and for the year ended December 31, 2011, which collectively comprise the County's basic financial statements as listed in the table of contents. These financial statements are the responsibility of the County's management. Our responsibility is to express opinions on these financial statements based on our audit. We did not audit the financial statements of Lycoming County Industrial Development Authority, Lycoming County Recreation Authority, Williamsport Municipal Airport Authority, or Lycoming County Conservation District, which collectively represent 39%, 58%, and 62%, respectively, of the assets, net assets, and revenues of the aggregate discretely presented component units. Those financial statements were audited by other auditors whose reports thereon have been furnished to us, and our opinion, insofar as it relates to the amounts included for Lycoming County Industrial Development Authority, Lycoming County Recreation Authority, Williamsport Municipal Airport Authority, and Lycoming County Conservation District, is based on the reports of the other auditors.

We conducted our audit in accordance with auditing standards generally accepted in the United States of America and the standards applicable to financial audits contained in *Government Auditing Standards*, issued by the Comptroller General of the United States. Those standards require that we plan and perform the audit to obtain reasonable assurance about whether the financial statements are free of material misstatement. An audit includes examining, on a test basis, evidence supporting the amounts and disclosures in the financial statements. An audit also includes assessing the accounting principles used and significant estimates made by management, as well as evaluating the overall financial statement presentation. We believe that our audit and the reports of other auditors provide a reasonable basis for our opinions.

In our opinion, based on our audit and the reports of other auditors, the financial statements referred to above present fairly, in all material respects, the respective financial position of the governmental activities, the business-type activity, the aggregate discretely presented component units, each major fund, and the aggregate remaining fund information of the County of Lycoming, Pennsylvania as of December 31, 2011, and the respective changes in financial position and, where applicable, cash flows thereof for the year then ended in conformity with accounting principles generally accepted in the United States of America.

In accordance with *Government Auditing Standards*, we have also issued our report dated June 29, 2012 on our consideration of the County's internal control over financial reporting and on our tests of its compliance with certain provisions of laws, regulations, contracts and grant agreements and other matters. The purpose of that report is to describe the scope of our testing of internal control over financial reporting and compliance and the results of that testing, and not to provide an opinion on the internal control over financial reporting or on compliance. That report is an integral part of an audit performed in accordance with *Government Auditing Standards* and should be considered in assessing the results of our audit.

Accounting principles generally accepted in the United States of America require that the Management Discussion and Analysis on pages 21 through 36, the schedules of funding progress on page 111, and the budgetary comparison information on pages 112 and 113 be presented to supplement the basic financial statements. Such information, although not a part of the basic financial statements, is required by the Governmental Accounting Standards Board who considers it to be an essential part of financial reporting for placing the basic financial statements in an appropriate operational, economic, or historical context. We have applied certain limited procedures to the required supplementary information in accordance with auditing standards generally accepted in the United States of America, which consisted of inquiries of management about the methods of preparing the information and comparing the information for consistency with management's responses to our inquiries, the basic financial statements, and other knowledge we obtained during our audit of the basic financial statements. We do not express an opinion or provide any assurance on the information because the limited procedures do not provide us with sufficient evidence to express an opinion or provide any assurance.

Our audit was conducted for the purpose of forming opinions on the financial statements that collectively comprise the County's basic financial statements. The combining and individual nonmajor fund financial statements, schedules of revenues, expenditures and changes in fund balances – budget to actual, on pages 115 through 168, the combining statement of changes in assets and liabilities on pages 169 through 174, and the schedule of changes in capital assets by function on page 175 are presented for purposes of additional analysis and are not a required part of the financial statements. Such information is the responsibility of management and was derived from and relates directly to the underlying accounting and other records used to prepare the financial statements. The information has been subjected to the auditing procedures applied in the audit of the financial statements and certain additional procedures, including comparing and reconciling such information directly to the underlying accounting and other records used to prepare the financial statements or to the financial statements themselves, and other additional procedures in accordance with auditing standards generally accepted in the United States of America. In our opinion, the combining and individual nonmajor fund financial statements, schedule of revenues, expenditures and changes in fund balances – budget and actual, combining statement of changes in assets and liabilities and schedule of changes in capital assets by function are fairly stated in all material respects in relation to the financial statements as a whole.

Our audit was conducted for the purpose of forming opinions on the financial statements that collectively comprise the County's basic financial statements. The introductory and statistical sections on pages 2 through 17 and pages 177 through 200 are presented for the purpose of additional analysis and are not a required part of the basic financial statements. Such information has not been subjected to the auditing procedures applied in the audit of the basic financial statements, and accordingly, we do not express an opinion or provide any assurance on it.

ParenteBeard LLC

Williamsport, Pennsylvania
June 29, 2012

County of Lycoming, Pennsylvania **Management Discussion and Analysis**

The Management Discussion and Analysis (MD&A) as presented by the County of Lycoming is intended to provide a narrative overview and analysis of the financial activities of the County for the year ended December 31, 2011. It is recommended that readers consider the information presented here in conjunction with the accompanying basic financial reports, notes to financial statements and the letter of transmittal to obtain a thorough understanding of the County's financial position at December 31, 2011. Unless otherwise noted, component units are not included in this discussion.

Financial Highlights

The overall assets of the County of Lycoming exceeded its liabilities at the close of the most recent fiscal year by \$112.0 million (*net assets*). Of this amount, \$35.3 million (*unrestricted net assets*) may be used to meet the government's ongoing obligations to citizens and creditors.

Assets of the governmental activities for the current year exceeded its liabilities by \$48.3 million while providing \$33.8 million in unrestricted net assets. The total net assets decreased by \$3.5 million from the previous year.

Assets of the business type activities for the current year also exceeded its liabilities by \$63.7 million while providing \$1.4 million in unrestricted net assets. The total net assets decreased by \$482 thousand from the previous year.

At the close of the current fiscal year the County of Lycoming governmental funds reported a combined ending fund balance of \$52.0 million, a decrease of \$1.5 million from the previous year balance of \$53.5 million with unassigned fund balances of \$20.2 million. The general fund ended the year with a fund balance of \$47.8 million, a decrease of \$1.4 million from the previous year's balance of \$49.2 million with an unassigned fund balance of \$20.2 million.

Overview of the financial statements

This discussion and analysis is intended to serve as an introduction to the County of Lycoming's basic financial statements. The County's basic financial statements comprise three components: 1) government-wide financial statements, 2) fund financial statements, and 3) notes to the financial statements. This report also contains other supplementary information in addition to the basic financial statements themselves.

Government-wide financial statements

The government-wide financial statements are designed to provide readers with a broad overview of the County's finances, in a manner similar to a private-sector business.

The *statement of net assets* presents information on all of the County's assets and liabilities, with the difference between the two reported as net assets. Over time, increases or decreases in the net assets may serve as an indicator of whether the financial position of the County is improving or deteriorating.

County of Lycoming, Pennsylvania
Management Discussion and Analysis (Continued)

The *statement of activities* presents information showing how the government's net assets changed during the most recent fiscal year. All changes in net assets are reported as soon as the underlying event giving rise to the change occurs, regardless of the timing of related cash flows. Thus, revenues and expenses are reported in this statement for some items that will only result in cash flows in future fiscal periods (e.g., uncollected taxes and earned but unused vacation leave).

Both of the government-wide financial statements distinguish functions of the County that are principally supported by taxes and intergovernmental revenues (governmental activities) from other functions that are intended to recover all or a significant portion of their cost through user fees and charges (business-type activities). The governmental activities of the County include general government, judicial, public safety, public works, human services, culture and recreation and conservation and development. The business-type activity of the County is a solid waste disposal and resource recovery facility.

The government-wide financial statements include not only the County itself (known as the primary government), but also legally separate component units for which the County is financially accountable. Financial information for these component units is reported separately from the financial information presented for the primary government itself. The government-wide financial statements can be found on pages 39-40 of this report.

Fund financial statements

A fund is a grouping of related accounts that is used to maintain control over resources that have been segregated for specific activities or objectives. The County, like other state and local governments, uses fund accounting to ensure and demonstrate compliance with finance-related legal requirements. All of the funds of the County can be divided into three categories: governmental funds, proprietary funds and fiduciary funds.

Governmental funds

Governmental funds are used to account for essentially the same functions reported as governmental activities in the government-wide financial statements. However, unlike the government-wide financial statements, governmental funds financial statements focus on the near-term inflows and outflows of spendable resources, as well as on balances of spendable resources available at the end of the fiscal year. Such information may be useful in evaluating a government's near-term financial requirements.

Because the focus of the governmental funds is narrower than that of the government-wide financial statements, it's useful to compare the information presented for the governmental funds with similar information presented for government activities in the government-wide financial statements. By doing so, readers may better understand the long-term impact of the government's near-term financing decisions. Both the governmental fund balance sheet and the governmental fund statement of revenues and expenditures, and changes in fund balances, provides a reconciliation to facilitate this comparison between governmental funds and governmental activities.

County of Lycoming, Pennsylvania
Management Discussion and Analysis (Continued)

The County maintains 28 individual governmental funds. Information is presented separately in the governmental fund balance sheet and in the governmental fund statement of revenues and expenditures and changes in fund balance. For 2011, major funds include the general fund, and the special revenue county pass-thru grant fund. Data from the other 26 governmental funds are combined into a single, aggregated presentation captioned "Other Governmental Funds". Individual fund data for each of these non-major governmental funds is provided in the form of combining statements elsewhere in this report.

The County adopts an annual appropriated budget for all funds of the County. A budgetary comparison statement has been provided to demonstrate compliance with the budget.

The basic governmental fund financial statements can be found on pages 41-44 of this report.

Proprietary fund

The County maintains one proprietary fund. Enterprise funds are used to report the same functions presented as business-type activities in the governmental-wide financial statements. The County uses the enterprise fund to account for its solid waste and resource recovery operations.

Proprietary funds provide the same type of information as the government-wide financial statements, only in more detail.

The basic proprietary fund financial statements can be found on pages 45-49 of this report.

Fiduciary funds

Fiduciary funds are used to account for resources held for the benefit of parties outside the government. Fiduciary funds are not reflected in the government-wide financial statements because the resources of those funds are not available to support the County's own programs.

The basic fiduciary fund financial statements can be found on pages 50-51 of this report.

Budgetary Highlights-General Fund

The 2011 adopted general fund budget of \$54.5 million reflects an increase of \$3.6 million over the 2010 budget of \$50.9 million. The largest increase in 2011 of \$2.1 million was for capital outlay.

County of Lycoming, Pennsylvania
Management Discussion and Analysis (Continued)

Notes to the financial statements

The notes provide additional information that is essential to a full understanding of the data provided in the government-wide and fund financial statements. The notes to the financial statements can be found on pages 55-109 of this report.

Other information

In addition to the basic financial statements and the accompanying notes, this report also presents certain required supplementary information which is designed to further enhance the reader's understanding of the financial report. Required and other supplementary information can be found on pages 110-175 of this report.

Government-Wide Financial Analysis

As noted earlier, net assets may serve over time as a useful indicator of a government's financial position. In the case of the County, assets exceed liabilities by \$112.0 million at the close of the most recent fiscal year.

The total net assets of the County decreased by \$4.0 million (about 3.4%), from \$116.0 million to \$112.0 million, in 2011. The decrease in net assets was a result of a decrease of \$3.5 million in net assets of governmental activities and a decrease of \$482 thousand in net assets related to its business-type activity.

A large portion of the County's net assets (43.4 percent) reflects its investment in capital assets (i.e., land, buildings and equipment) less any related debt used to acquire those assets that is still outstanding. The County uses these capital assets to provide services to the citizens; consequently, these assets are not available for future spending. Although the County's investment in its capital assets is reported net of related debt, it should be noted that the resources needed to repay this debt must be provided from other resources, since the capital assets themselves cannot be used to liquidate these liabilities.

An additional portion of the County's net assets (25.1 percent) represents resources that are subject to external restrictions on how they may be used.

The remaining balance of the unrestricted net assets (31.5 percent) may be used to meet the government's ongoing obligations to citizens and creditors.

County of Lycoming, Pennsylvania
Management Discussion and Analysis (Continued)

The following table presents the County's changes in net assets for the fiscal years ended December 31, 2011, and 2010.

COUNTY OF LYCOMING - Net Assets
(amounts in thousands)

	Governmental activities		Business-type activity		Total	
	<u>2011</u>	<u>2010</u>	<u>2011</u>	<u>2010</u>	<u>2011</u>	<u>2010</u>
Current and other assets	\$60,457	\$62,644	\$84,945	\$88,046	\$145,402	\$150,690
Capital assets	38,894	37,917	44,174	37,299	83,068	75,216
Total Assets	<u>99,351</u>	<u>100,561</u>	<u>129,119</u>	<u>125,345</u>	<u>228,470</u>	<u>225,906</u>
Long term liabilities outstanding	46,074	35,776	63,597	59,811	109,671	95,587
Other liabilities	4,944	12,923	1,857	1,387	6,801	14,310
Total Liabilities	<u>51,018</u>	<u>48,699</u>	<u>65,454</u>	<u>61,198</u>	<u>116,472</u>	<u>109,897</u>
Net assets:						
Invested in capital assets, net of related debt	10,380	9,024	38,232	28,327	48,612	37,351
Restricted	4,129	4,627	23,983	24,309	28,112	28,936
Unrestricted	33,824	38,211	1,450	11,511	35,274	49,722
Total net assets	<u>\$48,333</u>	<u>\$51,862</u>	<u>\$63,665</u>	<u>\$64,147</u>	<u>\$111,998</u>	<u>\$116,009</u>

At the end of the current fiscal year the County is able to report positive balances in all three categories of net assets, both for the government as a whole, as well as for its separate governmental and business-type activity.

County of Lycoming, Pennsylvania
Management Discussion and Analysis (Continued)

The following table presents the County's changes in net assets for the fiscal years ended December 31, 2011 and 2010.

COUNTY OF LYCOMING - Change in Net Assets
(amounts in thousands)

	Governmental activities		Business-type activity		Total	
	<u>2011</u>	<u>2010</u>	<u>2011</u>	<u>2010</u>	<u>2011</u>	<u>2010</u>
Revenues:						
Program revenues:						
Charge for services	\$ 10,226	\$ 9,848	\$ 16,184	\$ 15,150	\$ 26,410	\$ 24,998
Operating grants and contributions	22,335	26,280	431	625	22,766	26,905
Capital grants and contributions	1,294	1,335	-	-	1,294	1,335
General revenues:						
Taxes	27,188	26,560	-	-	27,188	26,560
Unrestricted investment income	-	395	2,516	1,900	2,516	2,295
Grants and contributions not restricted to specific programs	410	436	-	-	410	436
Total revenues	<u>61,453</u>	<u>64,854</u>	<u>19,131</u>	<u>17,675</u>	<u>80,584</u>	<u>82,529</u>
Expenses:						
General governmental	11,840	10,866	-	-	11,840	10,866
Judicial	10,568	10,311	-	-	10,568	10,311
Public safety	20,410	19,261	-	-	20,410	19,261
Public works	2,778	3,480	17,082	16,464	19,860	19,944
Human services	17,240	19,634	-	-	17,240	19,634
Culture & recreation	1,326	1,489	-	-	1,326	1,489
Conservation & development	1,622	1,457	-	-	1,622	1,457
Interest on long term debt	1,729	1,660	-	-	1,729	1,660
Total expenses	<u>67,513</u>	<u>68,158</u>	<u>17,082</u>	<u>16,464</u>	<u>84,595</u>	<u>84,622</u>
Increase (decrease) in net assets before transfers	<u>(6,060)</u>	<u>(3,304)</u>	<u>2,049</u>	<u>1,211</u>	<u>(4,011)</u>	<u>(2,093)</u>
Transfers	2,531	2,155	(2,531)	(2,155)	-	-
Increase (decrease) in net assets	<u>(3,529)</u>	<u>(1,149)</u>	<u>(482)</u>	<u>(944)</u>	<u>(4,011)</u>	<u>(2,093)</u>
Net assets - beginning	51,862	53,011	64,147	65,091	116,009	118,102
Net assets - ending	<u>\$ 48,333</u>	<u>\$ 51,862</u>	<u>\$ 63,665</u>	<u>\$ 64,147</u>	<u>\$ 111,998</u>	<u>\$ 116,009</u>

County of Lycoming, Pennsylvania
Management Discussion and Analysis (Continued)

Governmental Activities Net Assets: In 2011, net assets decreased \$3.5 million compared to a \$1.1 million decrease in 2010 resulting in a year to year decrease in net assets of \$4.6 million.

The decreases (\$3.4 million) in revenues include but are not limited to the following major changes in revenues.

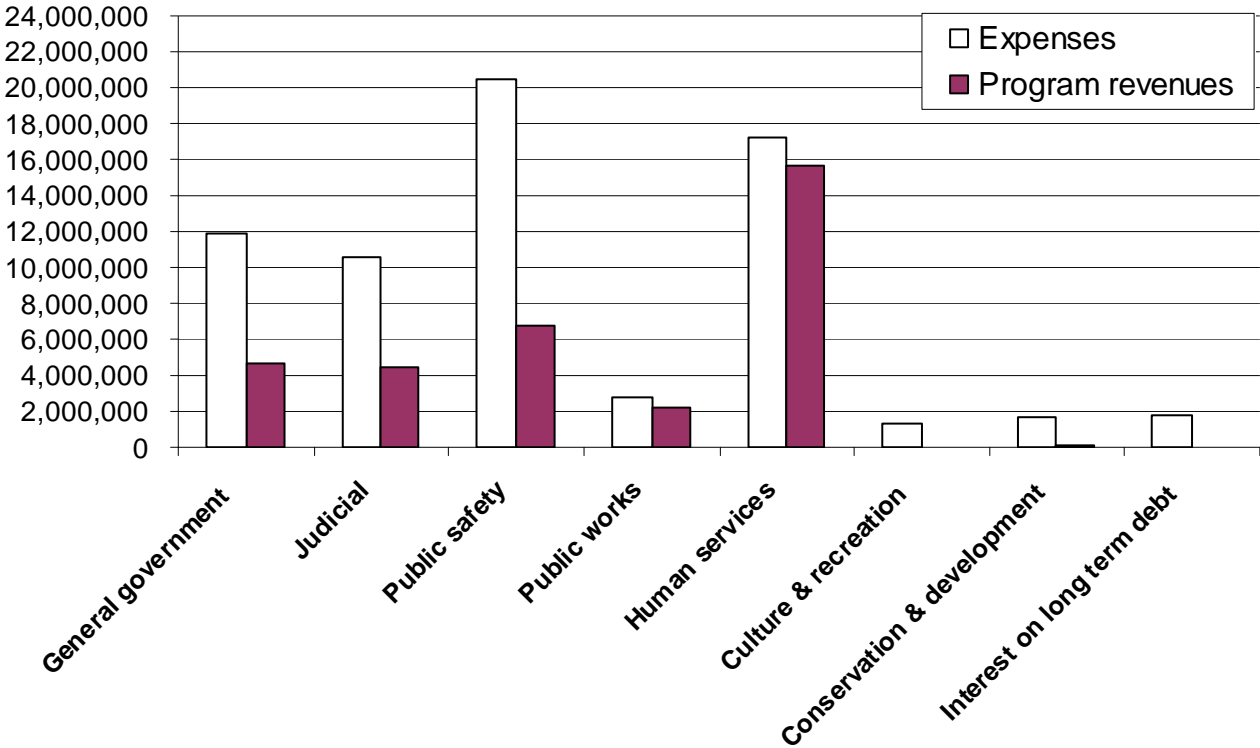
1. Charge for services revenues increased by \$378 thousand, mostly due to increased activity in both the Collections and Register and Recorder's offices.
2. Operating Grants decreased \$3.9 million
 - A. Regional Key Grant decreased \$1.9 million due to the grant being transferred to an outside agency.
 - B. Title IV-E Grant decreased \$0.8 million due to less expenditures in 2011.
3. Tax revenues increased by \$628 thousand due mainly to an increase in hotel taxes collected in 2011.
4. Investment income decreased \$395 thousand due to a decrease of funds available for investment.

The decreases (\$645 thousand) in expenses include but are not limited to the following major changes.

1. General Government increased by \$974 thousand, mostly due to the re-class of some projects that were previously reported in a Special Revenue Fund.
2. Public Safety increased by 1.1 million.
 - A. Communication Center expenditures increased by \$176 thousand.
 - B. Juvenile Probation expenditures increased by \$315 thousand.
 - C. 911 Phone Tariff expenditures increased by \$261 thousand.
 - D. There were \$60 thousand in 2011 flood event related expenditures.
3. Public Works decreased by \$0.7 million.
 - A. Bridge Replacement Grants decreased by \$670 thousand due to the completion of repairs to County Bridge 110.
4. Human Services decreased \$2.4 million.
 - B. Regional Key Grant decreased \$1.9 million as it was transferred to an outside agency.
 - C. Title IV-E Grant decreased \$0.8 million due to less expenditure in 2011.

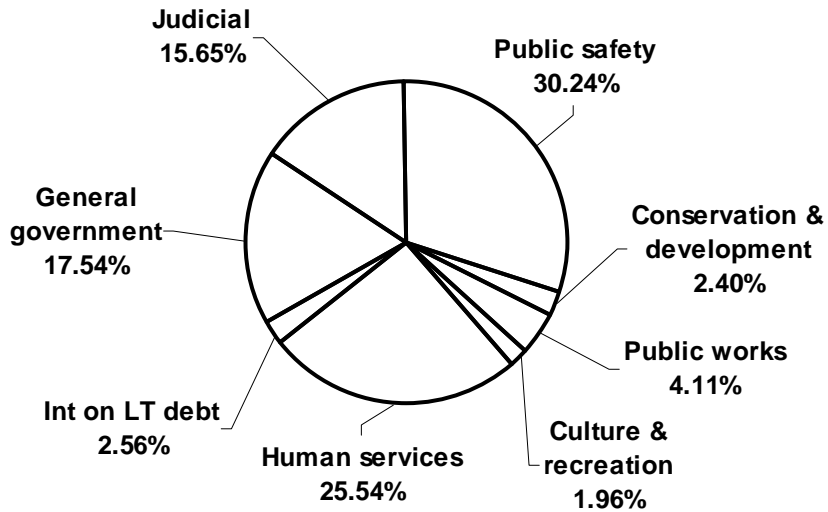
**County of Lycoming, Pennsylvania
Management Discussion and Analysis (Continued)**

Expenses & Program Revenues - Governmental Activities




County of Lycoming, Pennsylvania
Management Discussion and Analysis (Continued)

Functional Expenses
Governmental Activities
Total Expenses: \$67,513 million



Source of Revenues
Governmental Activities
Total Revenues: \$61,453 million

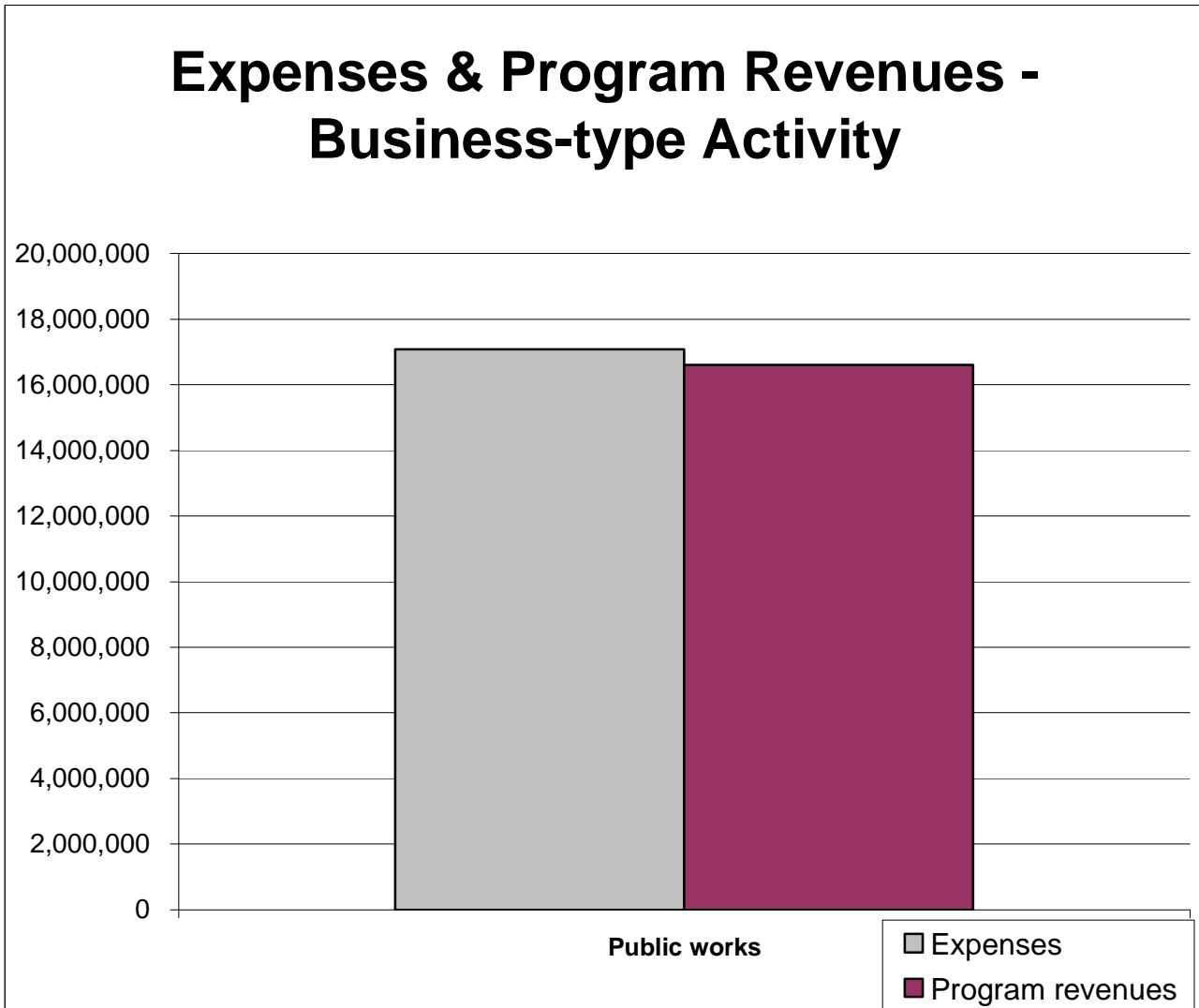


County of Lycoming, Pennsylvania
Management Discussion and Analysis (Continued)

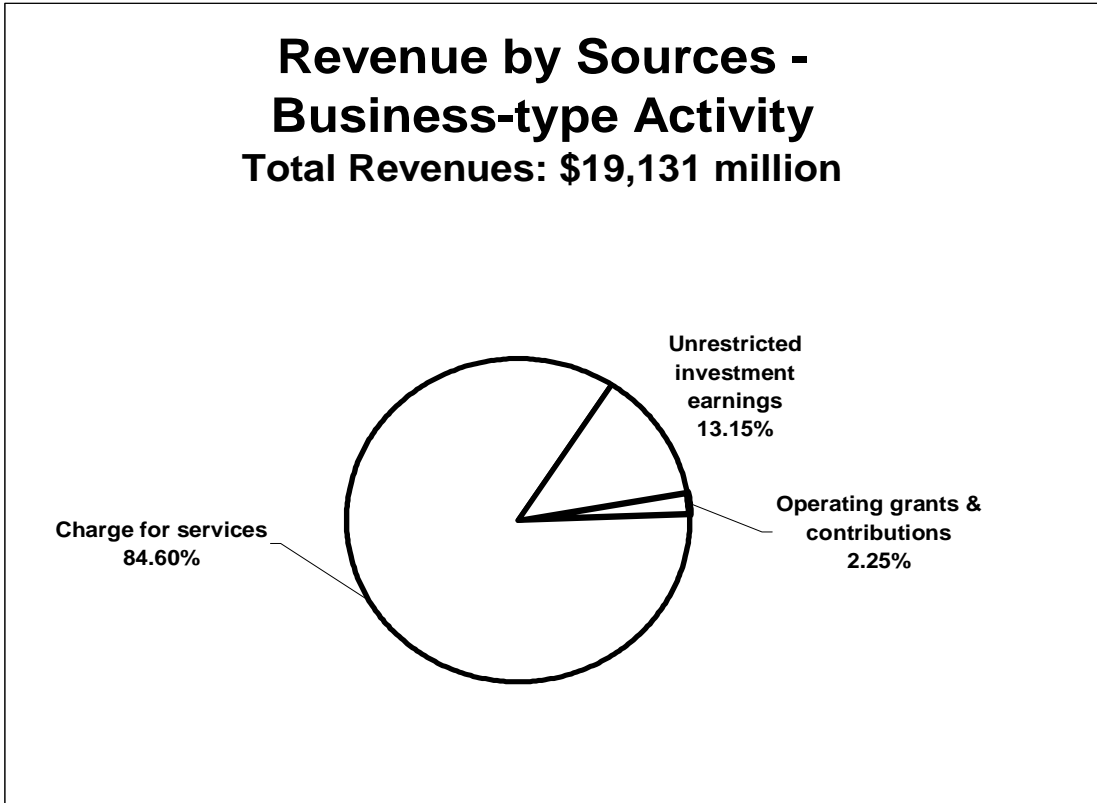
Business-type activity: In 2011, net assets decreased \$482 thousand compared to a \$943 thousand decrease in 2010, resulting in a year to year decrease in net assets of \$1.4 million.

The increases (\$1.5 million) in revenue can be attributed to \$1.0 million more in charges for services as a result of increased tonnage and \$616 thousand in investment income as a result of increased investment earnings along with a decrease of \$194 thousand in operating grants comprised of State Performance and Recycling grants.

Operating expenses increased by \$618 thousand attributable to increases in salary and fringe benefit expenses of \$162 thousand, and \$1.4 million in uncollectible loan expense. These increases were offset by a decrease of \$517 thousand in depreciation expense and \$300 thousand in general operating expenses.



County of Lycoming, Pennsylvania
Management Discussion and Analysis (Continued)



Financial Analysis of the Government's Funds

As earlier noted, the County uses fund accounting to ensure and demonstrate compliance with finance-related legal requirements.

Governmental funds: The focus of the County's governmental funds is to provide information on near-term inflows, outflows and balances of spendable resources. Such information is useful in assessing the County's financing requirements. In particular, unassigned fund balances may serve as a useful measure of a government's net resources available for spending at the end of the fiscal year.

As of the end of the current fiscal year, the County's governmental funds reported combined ending fund balances of \$52.0 million, a decrease of \$1.5 million from the prior year. Of the total fund balance, \$20.2 million represents the unassigned fund balance, which is available for spending at the government's discretion. The remainder of the fund balance is reserved as follows to indicate that it is not available to meet current obligations:

- #1-Non-spendable \$12.0 million
- #2-Restricted \$13.5 million
- #3-Assigned \$6.3 million

Governmental fund revenues for the current fiscal period decreased by \$3.1 million or 4.8 percent while expenditures decreased over the same period by \$765 thousand or

County of Lycoming, Pennsylvania
Management Discussion and Analysis (Continued)

1.2 percent. The decreases in expenditures were a result of less expenditure in Judicial, Public Works, Human Services and Culture & Recreation. For 2011, major funds included the general fund, and the special revenue County pass-thru grant fund.

Major Funds

Governmental Fund Types – General Fund

The General fund is the chief operating fund of the County. At the end of the current fiscal year, the unassigned fund balance was \$20.2 million, a decrease of \$3.3 million from the prior year. The total fund balance decreased \$1.4 million from \$49.2 million to \$47.8 million in 2011. As a measure of the general fund liquidity, it may be useful to compare both unassigned fund balance and total fund balance to total fund expenditures. Unassigned fund balance represents 41.7 percent of the total general fund expenditures while the total fund balance represents 98.4 percent of the same amount.

General fund revenues increased \$1.8 million from \$45.5 million to \$47.3 million or 3.8 percent over the prior year. Expenditures increased \$4.0 million from \$44.6 million to \$48.6 million or 9.0 percent.

The increases (\$1.8 million) in revenue can be attributed to \$894 thousand more in Intergovernmental revenue and \$864 thousand more in tax revenue. There were also modest increases in Miscellaneous income, Licenses & permits, and Investment earnings, Charge for services, and Sale of assets.

The increases (\$4.0 million) in expenses included \$1.0 million more in Capital outlay, \$504 thousand more in Human services, \$817 thousand more in Public Safety, and \$861 thousand more in Miscellaneous. There were also modest increases in General government, Public works, Culture & recreation, and Conservation & development. These increases were offset by a minor decrease in Judicial expenditures.

Governmental Fund Types – County Pass-Thru Grants

The County receives various Federal and State grants that it believes can be more effectively administered by local agencies. The County has contracted with these agencies to administer the monies in accordance with the terms of the grant. In 2011, a total of \$9.2 million was received from the various funding sources and disbursed to these agencies.

Proprietary Fund Type – Resource Management Services

The County's proprietary fund (enterprise) provides the same type of information found in the government-wide financial statements.

County of Lycoming, Pennsylvania
Management Discussion and Analysis (Continued)

The unrestricted net assets of the Lycoming County Resource Management Services at year-end amounted to \$1.4 million. The change in net assets for the fund was a decrease of \$482 thousand. Other factors concerning the finances of the fund have already been discussed in the analysis of the County's business type activity.

General Fund Budgetary Highlights

The difference of \$8,077,182 between the original budget of \$54.5 million and the final amended budget of \$62.6 million was a result of the transfers summarized below. The Domestic Relations Fund transferred \$486 to the Capital Purchases Department in the General Fund to cover the purchase of a truck for Pre-Release. \$4,638 was transferred from the EDPS Economic Development Fund to the General Fund to cover the printing of new county maps. Funds were transferred from the 911 Phone Tariff Fund to the General Fund toward the cost of the 911 plan. The EDPS Economic Development Fund transferred funds to the General Fund to cover additional consultant fees. The Industrial Parks Fund covered \$250 thousand in additional retirement expenses. The transfer in of \$7,663,971 was a result of multiple accounts being moved from various Special Revenue Funds to the General Fund, as a result of GASB 54's new fund type definitions some items were no longer considered Special Revenue. The General Fund transferred funds to RMS to cover salary adjustments.

<u>Transfer In</u>	<u>General Fund</u>
From Domestic Relations Fund for truck	\$ 486
From EDPS Economic Development to cover printing county maps	4,638
From 911 Phone Tariff to cover the 911 plan	59,400
From EDPS Economic Development to cover additional consultant fees	139,591
From Industrial Parks to cover retirement expenses	250,000
Move accounts from special revenue funds to county general	7,663,971
<u>Transfer Out</u>	
To RMS for performance awards	(40,904)
Total Transfers	\$ 8,077,182

Final budget to actual showed favorable results in both revenues and expenditures. Revenues reflected a \$487 thousand increase over the budgeted \$46.8 million coming in at \$47.3 million. The area showing the most significant increase was Taxes due mainly to an increase in hotel taxes in 2011.

Expenditures reflected a \$14.0 million decrease under the budgeted \$62.6 million coming in at \$48.6 million for the year. The Area showing the largest decrease was Public Works coming in at \$6.4 million under budget due to budgeted work not being completed on the Timber Run Industrial Park project, Halls Station Regional Water Sewer System and the Airport Access Road. Another area coming in significantly under budget was Miscellaneous at \$2.6 million under due to the underfunding of OPEB. Conservation and development expenditures showed the only increase over budget of \$266 thousand. Additional details are available in the Required Supplemental Information.

County of Lycoming, Pennsylvania
Management Discussion and Analysis (Continued)

Capital Assets and Debt Administration

The County's investment in capital assets for its governmental and business type activities as of December 31, 2011, net of accumulated depreciation amounted to \$83.1 million. This represents an increase of \$7.9 million over the prior year total of \$75.2 million. For the current fiscal year governmental activities investment in capital assets increased 2.58 percent and business-type increased 18.43 percent. Capital assets consist primarily of land and improvements, buildings and improvements, machinery and equipment, construction under progress and infrastructure. The following is a summary of capital assets at December 31, 2011.

COUNTY OF LYCOMING'S - Capital Assets
(net of depreciation)
(amounts in thousands)

	Governmental activities		Business-type activity		Total	
	2011	2010	2011	2010	2011	2010
Land	\$3,032	\$3,032	\$2,450	\$2,450	\$5,482	\$5,482
Improvements	1,192	1,215	6,019	12,377	7,211	13,592
Building & improvements	18,838	19,871	8,761	9,428	27,599	29,299
Machinery & equipment	8,270	6,833	11,407	12,078	19,677	18,911
Construction in progress	-	-	14,808	-	14,808	-
Infrastructure	7,562	6,966	729	966	8,291	7,932
Total Assets	\$ 38,894	\$ 37,917	\$ 44,174	\$ 37,299	\$ 83,068	\$ 75,216

For 2011, the major additions to capital assets were the construction expense associated with County Bridges in Infrastructure and 2 new 911 Emergency Communications towers in Equipment. Proprietary Funds had decreases in all categories except Construction in progress with a \$14.8 million increase related mainly to construction of Field 11.

More detailed information about the County's capital assets can be found under Note 9 of the notes to the financial statements.

Long-Term Debt

COUNTY OF LYCOMING'S - Outstanding Debt
General Obligation Bonds
(amounts in thousands)

	Governmental activities		Business-type activity		Total	
	2011	2010	2011	2010	2011	2010
General Obligation Bonds	\$34,053	\$35,148	\$10,761	\$11,050	\$44,814	\$46,198

County of Lycoming, Pennsylvania
Management Discussion and Analysis (Continued)

At December 31, 2011, the County had \$44.8 million of general obligation bonds outstanding. This was a decrease of \$1.38 million or 3 percent from the previous year.

Summary of General Obligation Debt

Beginning balance 12/31/10	\$ 46,198,124
Debt issued	-
Less principal payments	<u>1,383,438</u>
Ending balance 12/31/11	<u><u>\$ 44,814,686</u></u>

Standard & Poors has assigned the County an A+ long term bond rating.

More detailed information about the County's long-term debt can be found under Note 13 of the notes to the financial statements.

Economic Factors and Next Year's Budget and Rates

As of 2011, Lycoming County's population is 116,747 people. Since 2010, it has had a small population increase of 0.5%.

The economy in Lycoming County is expected to remain stable with minimal growth for the next year.

The unemployment rate for the County as of December 2011 was 7.3%, compared to the state rate of 7.7% and the national rate of 8.5%.

The adopted 2012 budget has overall expenditures decreasing from the 2011 budget of \$96.7 million to \$94.6 million, a decrease of \$2.1 million or 2.2 percent. The budget for the governmental fund types also decreased \$4.9 million or 6 percent from \$80.6 million to \$75.7 million. The 2012 budget for the business-types increased \$2.7 million or 16.9 percent to \$18.9 million.

A major budget decrease in the governmental fund types includes the Capital Project Funds decrease of \$2.5 million. The decrease is due to the completion of the Halls Station Regional Water Sewer Project.

County of Lycoming, Pennsylvania
Management Discussion and Analysis (Continued)

2011 / 2012 Budget Comparisons

	2011 Approved <u>Budget</u>	2012 Approved <u>Budget</u>	Variance Increase <u>(Decrease)</u>	Percentage Increase <u>(Decrease)</u>
<u>Governmental Fund Types</u>				
General Fund	\$ 54,477,447	\$ 53,189,933	\$ (1,287,514)	-2.36%
Special Revenue Funds	17,509,115	15,972,773	(1,536,342)	-8.77%
Debt Service Funds	2,818,800	3,223,156	404,356	14.34%
Capital Project Funds	<u>5,793,200</u>	<u>3,339,287</u>	<u>(2,453,913)</u>	<u>-42.36%</u>
Total Governmental Funds	80,598,562	75,725,149	(4,873,413)	-6.05%
<u>Business Fund Types</u>				
Enterprise Funds	<u>16,142,357</u>	<u>18,867,938</u>	<u>2,725,581</u>	<u>16.88%</u>
Total County Budget	<u>\$ 96,740,919</u>	<u>\$ 94,593,087</u>	<u>\$ (2,147,832)</u>	<u>-2.22%</u>

In 2005, the County implemented the Fair Tax Review assessment and changed its assessed ratio from 75% to 100%. This reduced the millage from 4.90 mills to 4.75 mills.

The Tax rate for 2011 remains unchanged at 4.75 mills.

Request for information

This financial report is designed to provide a general overview of the County finances for all those with an interest in the government finances. Questions concerning any of the information provided in this report or request for additional financial information should be addressed to:

Lycoming County Controller's Office
 Or
 Lycoming County Office of Fiscal Services
 County of Lycoming, Pennsylvania
 48 West Third Street
 Williamsport, Pa. 17701

THIS PAGE INTENTIONALLY LEFT BLANK

BASIC FINANCIAL STATEMENTS

COUNTY OF LYCOMING, PENNSYLVANIA
STATEMENT OF NET ASSETS
DECEMBER 31, 2011

	Primary Government			Component Units
	Governmental Activities	Business-type Activity	Total	
ASSETS				
Cash and cash equivalents	\$ 30,781,050	\$ 15,210,900	\$ 45,991,950	\$ 3,150,858
Investments at cost	-	15,179,333	15,179,333	-
Investments at fair value	6,954,041	21,020,039	27,974,080	-
Receivables (net of allowances)				
Taxes	3,039,031	-	3,039,031	-
Taxes fees and cost	170,032	-	170,032	-
Accounts receivable trade	139,285	1,715,969	1,855,254	273,508
Bond receivable	-	-	-	2,175,000
Accrued interest receivable	2,469,056	2,309,103	4,778,159	-
Cost & fines	4,099,885	-	4,099,885	-
Internal Balances	(3,001,492)	3,001,492	-	-
Due from agency funds	11,500	-	11,500	-
Due from other governments	3,140,920	150,274	3,291,194	2,341,499
Due from component units	347,019	-	347,019	-
Loans	10,305,047	-	10,305,047	-
Inventory	13,915	-	13,915	94,764
Prepaid items	854,844	-	854,844	59,120
Deferred charges				
Issuance cost	1,133,140	300,963	1,434,103	1,473,257
Interest cost	-	-	-	2,185,457
Restricted assets				
Cash and cash equivalents	-	3,000,000	3,000,000	11,837,536
Investments at cost	-	9,603,807	9,603,807	-
Investments at fair value	-	13,453,747	13,453,747	-
Due from operating fund	-	-	-	16,016
Due from other governments	-	-	-	21,025
Capital assets (net of accumulated depreciation)				
Land	3,031,863	2,450,020	5,481,883	2,090,702
Improvements	1,192,070	6,018,956	7,211,026	709,920
Building & improvements	18,838,273	8,761,403	27,599,676	10,139,796
Machinery & equipment	8,269,970	11,407,167	19,677,137	3,531,975
Infrastructure	7,561,697	728,420	8,290,117	40,698,925
Construction in progress	-	14,807,786	14,807,786	9,863,157
Easements	-	-	-	195,010
Other assets	-	-	-	203,202
Total assets	99,351,146	129,119,379	228,470,525	91,060,727
LIABILITIES				
Accounts payable	3,261,407	1,657,975	4,919,382	2,670,054
Payroll and related payables	463,926	69,481	533,407	72,851
Accrued interest payable	604,733	129,329	734,062	733,093
Due to agency funds	112,820	-	112,820	-
Due to primary government	-	-	-	849,326
Due to other governments	-	-	-	29,560
Unearned revenues	126,904	-	126,904	1,862,348
Escrow funds payable	374,435	500	374,935	19,456
Long term liabilities				
Due within one year	1,592,354	380,004	1,972,358	2,223,444
Due in more than one year	33,106,204	63,217,245	96,323,449	42,054,331
Other long term liabilities				
Post employment benefits	11,375,174	-	11,375,174	-
Total liabilities	51,017,957	65,454,534	116,472,491	50,514,463
NET ASSETS				
Investments in capital assets (net of related debt)	10,380,450	38,232,153	48,612,603	38,837,945
Restricted for:				
Judicial	1,982,346	-	1,982,346	-
Public safety	377,989	-	377,989	-
Public works	544,466	23,983,182	24,527,648	199,221
Conservation & development	1,224,104	-	1,224,104	416,653
Unrestricted	33,823,834	1,449,510	35,273,344	1,092,445
Total net assets	\$ 48,333,189	\$ 63,664,845	\$ 111,998,034	\$ 40,546,264

See Notes to Financial Statements

**COUNTY OF LYCOMING, PENNSYLVANIA
STATEMENT OF ACTIVITIES
FOR THE YEAR ENDED DECEMBER 31, 2011**

Function / Programs	Program Revenues				Net (Expenses) Revenues and Changes in Net Assets			
	Expenses	Charges for Services	Operating Grants and Contributions	Capital Grants and Contributions	Primary Government			Component Units
					Governmental Activities	Business-type Activities	Total	
Primary government								
Governmental activities								
General government	\$ 11,840,228	\$ 3,948,710	\$ 168,599	\$ 507,000	\$ (7,215,919)	\$ -	\$ (7,215,919)	
Judicial	10,568,264	2,629,715	1,784,101	-	(6,154,448)	-	(6,154,448)	
Public safety	20,410,325	3,398,243	3,275,187	111,697	(13,625,198)	-	(13,625,198)	
Public works	2,778,025	89,011	1,447,849	674,975	(566,190)	-	(566,190)	
Human services	17,240,235	10	15,656,615	-	(1,583,610)	-	(1,583,610)	
Culture & recreation	1,325,339	-	-	-	(1,325,339)	-	(1,325,339)	
Conservation & development	1,622,042	160,558	2,918	-	(1,458,566)	-	(1,458,566)	
Interest on long-term debt	1,729,389	-	-	-	(1,729,389)	-	(1,729,389)	
Total governmental activities	<u>67,513,847</u>	<u>10,226,247</u>	<u>22,335,269</u>	<u>1,293,672</u>	<u>(33,658,659)</u>	<u>-</u>	<u>(33,658,659)</u>	<u>-</u>
Business-type activities								
Waste management	17,081,669	16,183,636	431,142	-	-	(466,891)	(466,891)	
Total primary government	<u>\$ 84,595,516</u>	<u>\$ 26,409,883</u>	<u>\$ 22,766,411</u>	<u>\$ 1,293,672</u>	<u>(33,658,659)</u>	<u>(466,891)</u>	<u>(34,125,550)</u>	<u>-</u>
Component units:								
Governmental activities	\$ 2,720,009	\$ 510,360	\$ 223,386	\$ 2,010,925	-	-	-	\$ 24,662
Business-type activities	8,115,711	6,921,947	6,706	2,238,740	-	-	-	1,051,682
Total component units	<u>\$ 10,835,720</u>	<u>\$ 7,432,307</u>	<u>\$ 230,092</u>	<u>\$ 4,249,665</u>	<u>-</u>	<u>-</u>	<u>-</u>	<u>1,076,344</u>
			General revenues:					
			Property taxes		27,188,124	-	27,188,124	-
			Unrestricted investment earnings		-	2,515,611	2,515,611	12,952
			Grants contributions and other revenues not restricted to specific programs		410,000	-	410,000	25,759
			Transfers		2,531,218	(2,531,218)	-	-
			Total general revenues and transfers		<u>30,129,342</u>	<u>(15,607)</u>	<u>30,113,735</u>	<u>38,711</u>
			Changes in net assets		(3,529,317)	(482,498)	(4,011,815)	1,115,055
			Net assets - beginning		51,862,506	64,147,343	116,009,849	39,431,209
			Net assets - ending		<u>\$ 48,333,189</u>	<u>\$ 63,664,845</u>	<u>\$ 111,998,034</u>	<u>\$ 40,546,264</u>

See Notes to Financial Statements

**COUNTY OF LYCOMING, PENNSYLVANIA
BALANCE SHEET
GOVERNMENTAL FUNDS
DECEMBER 31, 2011**

	<u>General</u>	<u>County Pass-Thru Grants</u>	<u>Other Governmental Funds</u>	<u>Total</u>
ASSETS				
Cash & cash equivalents	\$ 25,259,781	\$ -	\$ 5,521,270	\$ 30,781,051
Investments at fair value	6,954,041		-	6,954,041
Receivables				
Taxes	3,039,031	-	-	3,039,031
Accounts	4,306,609	-	102,592	4,409,201
Interest	2,469,056	-	-	2,469,056
Due from other funds	2,240,849	-	508,714	2,749,563
Due from other governments	2,176,966	108,858	855,095	3,140,919
Due from component units	347,019	-	-	347,019
Loans				
Interfund	11,500	-	-	11,500
Non-profit organizations	3,263,082	-	-	3,263,082
Component units	7,041,965	-	-	7,041,965
Inventory	13,915	-	-	13,915
Prepaid items	148,269	-	-	148,269
Total assets	<u>\$ 57,272,083</u>	<u>\$ 108,858</u>	<u>\$ 6,987,671</u>	<u>\$ 64,368,612</u>
LIABILITIES AND FUND BALANCES				
Liabilities				
Accounts payable	\$ 2,752,812	\$ 105,035	\$ 403,560	\$ 3,261,407
Payroll payable	463,629	-	297	463,926
Due to other funds	3,614,312	-	2,249,562	5,863,874
Deferred revenues				
Taxes	2,272,072	-	-	2,272,072
Intergovernmental	-	3,823	123,081	126,904
Escrow funds	374,435	-	-	374,435
Total liabilities	<u>9,477,260</u>	<u>108,858</u>	<u>2,776,500</u>	<u>12,362,618</u>
Fund Balances (Deficits)				
Non-Spendable	12,041,166	-	-	12,041,166
Restricted	9,270,378	-	4,197,487	13,467,865
Committed	-	-	-	-
Assigned	6,243,182	-	13,684	6,256,866
Unassigned	20,240,097	-	-	20,240,097
Total fund balances	<u>47,794,823</u>	<u>-</u>	<u>4,211,171</u>	<u>52,005,994</u>
Total liabilities and fund balances	<u>\$ 57,272,083</u>	<u>\$ 108,858</u>	<u>\$ 6,987,671</u>	<u>\$ 64,368,612</u>

See Notes to Financial Statements

**COUNTY OF LYCOMING, PENNSYLVANIA
RECONCILIATION OF GOVERNMENTAL FUNDS
BALANCE SHEET TO THE STATEMENT OF NET ASSETS
DECEMBER 31, 2011**

Total Fund Balance-Governmental Funds	\$	52,005,994
Amounts reported for governmental activities in the statement of net assets are different because:		
Capital assets used in the governmental activities are not financial resources and therefore are not reported as assets in the governmental funds.		38,893,873
Prepaid pension obligation used in the governmental activities is not a financial resource and therefore is not reported as an asset in the governmental funds.		706,575
Long-term liabilities, including bonds payable, are not due and payable in the current period and therefore are not reported in the funds.		<u>(43,273,253)</u>
Net assets of governmental activities	\$	<u>48,333,189</u>

See Notes to Financial Statements

COUNTY OF LYCOMING, PENNSYLVANIA
STATEMENT OF REVENUES, EXPENDITURES AND CHANGES IN FUND BALANCES
GOVERNMENTAL FUNDS
FOR THE YEAR ENDED DECEMBER 31, 2011

	<u>General</u>	<u>County Pass-Thru Grants</u>	<u>Other Governmental Funds</u>	<u>Total Governmental Funds</u>
REVENUES				
Property & occupancy taxes	\$ 27,384,947	\$ -	\$ -	\$ 27,384,947
Licenses & permits	46,817	-	-	46,817
Intergovernmental revenues	11,834,792	9,222,257	2,935,075	23,992,124
Charge for services	4,104,197	-	2,010,464	6,114,661
Sale of assets	113,359	-	-	113,359
Investment earnings	466,719	-	6,084	472,803
Court cost & fines	998,622	-	15,822	1,014,444
Miscellaneous income	2,333,717	-	169,117	2,502,834
 Total revenues	 <u>47,283,170</u>	 <u>9,222,257</u>	 <u>5,136,562</u>	 <u>61,641,989</u>
EXPENDITURES				
Current				
General government	8,000,896	-	32,460	8,033,356
Judicial	6,989,226	-	307,084	7,296,310
Public safety	12,577,272	-	2,361,745	14,939,017
Public works	579,148	40,804	1,588,116	2,208,068
Human services	7,925,481	9,181,453	-	17,106,934
Culture & recreation	1,142,771	-	74,615	1,217,386
Conservation & development	1,270,436	-	45,553	1,315,989
Miscellaneous	7,127,655	-	-	7,127,655
Debt service	-	-	2,818,517	2,818,517
Capital outlay	2,962,083	-	689,872	3,651,955
 Total expenditures	 <u>48,574,968</u>	 <u>9,222,257</u>	 <u>7,917,962</u>	 <u>65,715,187</u>
 Excess (deficiency) of revenues over (under) expenditures	 <u>(1,291,798)</u>	 <u>-</u>	 <u>(2,781,400)</u>	 <u>(4,073,198)</u>
OTHER FINANCING SOURCES (USES)				
Transfers in	2,568,307	-	2,986,735	5,555,042
Transfers out	(2,710,985)	-	(312,839)	(3,023,824)
 Total other financing sources (uses)	 <u>(142,678)</u>	 <u>-</u>	 <u>2,673,896</u>	 <u>2,531,218</u>
 Net change in fund balances	 (1,434,476)	 -	 (107,504)	 (1,541,980)
 Fund balances-beginning	 49,229,299	 -	 4,318,675	 53,547,974
Fund balances-ending	<u>\$ 47,794,823</u>	<u>\$ -</u>	<u>\$ 4,211,171</u>	<u>\$ 52,005,994</u>

See Notes to Financial Statements

**COUNTY OF LYCOMING, PENNSYLVANIA
RECONCILIATION OF THE STATEMENT OF REVENUES, EXPENDITURES
AND CHANGES IN FUND BALANCES OF GOVERNMENTAL FUNDS
TO THE STATEMENT OF ACTIVITIES
FOR THE YEAR ENDED DECEMBER 31, 2011**

Amounts reported for governmental activities in the statement of activities are different because:

Net change in fund balances-total governmental funds (page 43)	\$	(1,541,980)
Governmental funds report capital outlays as expenditures. However, in the statement of activities the cost of those assets is allocated over their estimated useful lives and reported as depreciation expense. This is the amount by which depreciation exceeds capital outlay in the current period.		1,439,652
The net effect of various miscellaneous transactions involving capital assets (i.e., sales, trade-ins, and donations) is to increase net assets.		(462,596)
Revenues related to real estate taxes in the statement of activities that do not provide current financial resources are not reported as revenues in the funds.		(196,823)
The issuance of long-term debt (e.g., bonds & leases) provide current financial resources to government funds, while the repayment of the principal of long-term debt consumes the current financial resources of government funds. Neither transaction, however, has any effect on net assets.		1,077,179
Also, governmental funds report the effect of issuance cost, premiums, discounts, and similar items when debt is first issued, whereas these amounts are deferred and amortized in the statement of activities.		(80,685)
Interest expenses reported in the statement of activities do not require the use of current financial resources and, therefore, are not reported as expenditures in the governmental funds		16,500
The net effect of the County's funding requirements for its retirement and post employment benefit funding in the statement of activities that do not provide current financial resources and are not reported in the Governmental funds.		(3,780,564)
Change in net assets of governmental activities (page 40)	<u>\$</u>	<u>(3,529,317)</u>

See Notes to Financial Statements

COUNTY OF LYCOMING, PENNSYLVANIA
ENTERPRISE FUND
STATEMENT OF NET ASSETS
DECEMBER 31, 2011

	Resource Management Services
ASSETS	
Current assets	
Cash and cash equivalents	\$ 15,210,900
Investments at cost	15,179,333
Investments at fair value	21,020,039
Receivables (net of allowances)	
Accounts receivable - trade	1,715,969
Accrued interest receivable	2,309,103
Due from other funds	3,001,492
Due from other governments	150,274
Total current assets	58,587,110
Noncurrent assets	
Deferred charges	300,963
Restricted assets	
Cash and cash equivalents	3,000,000
Investments at cost	9,603,807
Investments at fair value	13,453,747
Total restricted assets	26,057,554
Capital assets	
Land	2,450,020
Improvements	6,018,956
Building and improvements	8,761,403
Machinery and equipment	11,407,167
Infrastructure	728,420
Construction in progress	14,807,786
Total capital assets	44,173,752
Total noncurrent assets	70,532,269
Total assets	129,119,379
 LIABILITIES	
Current liabilities	
Accounts payable	1,657,975
Payroll	69,481
Escrow funds payable	500
Compensated absences payable	85,673
Current interest payable	129,329
Long term debt	294,331
Total current liabilities	2,237,289

(Continued)

**COUNTY OF LYCOMING, PENNSYLVANIA
ENTERPRISE FUND
STATEMENT OF NET ASSETS
DECEMBER 31, 2011
(CONTINUED)**

	Resource Management Services
Long term liabilities	
Compensated absences payable	\$ 44,536
Estimated reclamation cost for field and final closure	52,705,777
Long term debt	<u>10,466,932</u>
Total long term liabilities	<u>63,217,245</u>
Total liabilities	<u>65,454,534</u>
NET ASSETS	
Investment in capital assets, net of related debt	38,232,153
Restricted for:	
State-insurance & closure requirements	23,983,182
Unrestricted	<u>1,449,510</u>
Total net assets	<u><u>\$ 63,664,845</u></u>

See Notes to Financial Statements

**COUNTY OF LYCOMING, PENNSYLVANIA
ENTERPRISE FUND
STATEMENT OF REVENUES, EXPENSES AND
CHANGES IN NET ASSETS
FOR THE YEAR ENDED DECEMBER 31, 2011**

	Resource Management Services
OPERATING REVENUES	
Charge for services	\$ 13,596,129
Sales	2,494,813
Miscellaneous revenues	29,610
	16,120,552
OPERATING EXPENSES	
Salaries and wages	3,025,344
Material and supplies	271,005
General operating	5,490,342
Maintenance and repairs	1,638,501
Depreciation expense	3,554,345
Uncollectible loan expense	1,019,322
Fringe & indirect expense	1,647,385
Total operating expenses	16,646,244
Operating income (loss)	(525,692)
NON-OPERATING REVENUES (EXPENSES)	
Investment earnings	2,515,611
Intergovernmental revenues	431,142
Net gain (loss) on sale of assets	63,084
Issuance costs	(14,116)
Interest expense	(421,309)
Total non-operating revenues (expenses)	2,574,412
Income (loss) before transfers	2,048,720
Transfer - out	(2,531,218)
Change in net assets	(482,498)
Total net assets-beginning	64,147,343
Total net assets-ending	\$ 63,664,845

See Notes to Financial Statements

**COUNTY OF LYCOMING, PENNSYLVANIA
ENTERPRISE FUND
STATEMENT OF CASH FLOWS
FOR THE YEAR ENDED DECEMBER 31, 2011**

	<u>Resource Management Services</u>
Cash Flows From Operating Activities	
Receipt from customers	\$ 17,649,499
Payments to suppliers	(4,230,773)
Payment to employees	(4,314,280)
Net cash provided by operating activities	<u>9,104,446</u>
Cash Flows From Noncapital Financing Activities	
Subsidies to other funds	(2,531,218)
Federal & State operating grants	595,835
Net cash provided (used) by noncapital financing activities	<u>(1,935,383)</u>
Cash Flows From Capital and Related Financing Activities	
Proceeds from sale of capital assets	95,190
Acquisition of capital assets	(10,496,377)
Principal paid on capital debt	(289,030)
Interest paid on capital debt	(423,069)
Net cash provided (used) by capital and related financing activities	<u>(11,113,286)</u>
Cash Flows From Investing Activities	
Interest & Dividends	2,722,153
Sales of investments	23,474,882
Investment proceeds due from other funds	(3,001,492)
Purchase of investments	(21,938,048)
Net cash provided (used) by investing activities	<u>1,257,495</u>
Net increase (decrease) in cash	(2,686,728)
Cash and cash equivalents (including restricted) beginning of year	<u>20,897,628</u>
Cash and cash equivalents (including restricted) end of year	<u><u>\$ 18,210,900</u></u>

Continued

**COUNTY OF LYCOMING, PENNSYLVANIA
ENTERPRISE FUND
STATEMENT OF CASH FLOWS
FOR THE YEAR ENDED DECEMBER 31, 2011
(CONTINUED)**

	<u>Resource Management Services</u>
Reconciliation of operating income (loss) to net cash provided (used) by operating activities	
Operating income (loss)	\$ (525,692)
Adjustments to reconcile operating loss to net cash provided (used) in operating activities	
Depreciation expense	3,554,345
Allowance for uncollectible loan expense	1,019,322
Changes in assets and liabilities	
(Increase) decrease accounts receivable trade	509,626
Increase (decrease) accounts payable	847,070
Increase (decrease) payroll	(312)
Increase (decrease) compensated absences payable	(8,359)
Increase (decrease) escrow funds payable	3,708,446
Total adjustments	<u>9,630,138</u>
Net cash provided (used) by operating activities	<u>\$ 9,104,446</u>
Cash and cash equivalents-end of year	
Unrestricted	\$ 15,210,900
Restricted	
State insurance funds	3,000,000
Total cash and cash equivalents	<u>\$ 18,210,900</u>
Non-cash investing, capital and financing activities:	
Net increase (decrease) in fair value of investments	<u>\$ 338,774</u>

See Notes to Financial Statements

**COUNTY OF LYCOMING, PENNSYLVANIA
STATEMENT OF FIDUCIARY NET ASSETS
DECEMBER 31, 2011**

	Pension Trust Fund	Agency Funds
ASSETS		
Cash and cash equivalents	\$ 2,793,513	\$ 2,755,713
Investments at fair value		
U.S. Treasury/Government	13,881,652	-
Corporate bonds	11,209,514	-
Municipal bonds	779,179	-
Common Stocks	38,269,872	-
Mutual Funds	6,709,845	-
Commodities	262,589	-
Receivables (net of allowance)		
Accounts receivable	-	1,394
Delinquent Taxes (non-county)	-	4,239,410
Cost & fines (non-county)		9,935,300
Interest receivable	153,131	-
Due from other funds	106,188	6,940
Inventory	-	2,820
Total assets	74,165,483	16,941,577
LIABILITIES		
Accounts payable	194,587	2,737,516
Due to other funds	-	308
Due to other governments	-	1,435,449
Escrow	-	12,756,804
Interfund loans	-	11,500
Total liabilities	194,587	16,941,577
NET ASSETS		
Held in trust for pension benefits	\$ 73,970,896	\$ -

See Notes to Financial Statements

**COUNTY OF LYCOMING, PENNSYLVANIA
STATEMENT OF CHANGES IN FIDUCIARY NET ASSETS
YEAR ENDED DECEMBER 31, 2011**

	Pension Trust Fund
ADDITIONS	
Contributions	
Employees	\$ 1,936,910
Employer	974,188
Total contributions	2,911,098
Investment earnings	
Net decrease in fair value of investments	(1,780,129)
Interest & dividends	1,732,214
	(47,915)
Less: Investment management fees	(461,888)
Total investment income - net	(509,803)
Total additions	2,401,295
 DEDUCTIONS	
Benefit payments	3,476,942
Refunds of employee contributions	348,217
Death benefits	117,803
Other	37,929
Total deductions	3,980,891
Net decrease in plan assets	(1,579,596)
Plan net assets at beginning of year	75,550,492
Plan net assets at end of year	\$ 73,970,896

See Notes to Financial Statements

**COUNTY OF LYCOMING, PENNSYLVANIA
STATEMENT OF NET ASSETS
COMPONENT UNITS
DECEMBER 31, 2011**

	Governmental Activities		Business-Type Activities			Total
	Soil Conservation 12/31/2011	Industrial Development Authority 12/31/2011	Recreation Authority 12/31/2011	Water & Sewer Authority 12/31/2011	Airport Authority 12/31/2011	
ASSETS						
Cash and cash equivalents	\$ 383,635	\$ 9,174	\$ 16,262	\$ 2,588,995	\$ 152,792	\$ 3,150,858
Receivables (net of allowances)						
Accounts receivable	-	-	892	237,985	34,631	273,508
Bond receivables	-	2,175,000	-	-	-	2,175,000
Due from other governments	77,200	1,739,075	-	525,224	-	2,341,499
Inventory	-	-	86,719	8,045	-	94,764
Prepaid items	-	-	14,610	-	44,510	59,120
Deferred Charges						
Issuance Cost	-	-	170,701	1,302,556	-	1,473,257
Interest cost	-	-	-	2,185,457	-	2,185,457
Restricted assets						
Cash and cash equivalents	-	-	353,053	11,281,384	203,099	11,837,536
Due from operating fund	-	-	-	-	16,016	16,016
Due from other governments	-	-	-	-	21,025	21,025
Capital assets:						
Land	-	-	-	884,657	1,206,045	2,090,702
Improvements	-	-	-	-	709,920	709,920
Building & improvements	-	-	-	5,399,263	4,740,533	10,139,796
Machinery & equipment	-	-	644,565	2,034,512	852,898	3,531,975
Infrastructure	-	-	-	19,189,787	21,509,138	40,698,925
Construction in progress	-	-	-	9,677,053	186,104	9,863,157
Easements	-	-	-	195,010	-	195,010
Other Assets	-	-	-	78,004	125,198	203,202
Total assets	460,835	3,923,249	1,286,802	55,587,932	29,801,909	91,060,727
LIABILITIES						
Accounts payable	146	625,000	143,261	1,760,964	140,683	2,670,054
Payroll and related payables	-	-	39,952	20,282	12,617	72,851
Accrued interest payable	-	-	365,050	368,043	-	733,093
Due to primary government	52,917	-	796,409	-	-	849,326
Due to other governments	-	-	-	29,560	-	29,560
Unearned revenues	260,789	1,114,075	295,902	16,064	175,518	1,862,348
Line of Credit	-	-	249,644	496,823	-	746,467
Escrow funds payable	-	-	-	-	19,456	19,456

(Continued)

COUNTY OF LYCOMING, PENNSYLVANIA
STATEMENT OF NET ASSETS
COMPONENT UNITS
DECEMBER 31, 2011
(CONTINUED)

	<u>Governmental Activities</u>		<u>Business-Type Activities</u>			<u>Total</u>
	<u>Soil Conservation</u> <u>12/31/2011</u>	<u>Industrial Development Authority</u> <u>12/31/2011</u>	<u>Recreation Authority</u> <u>12/31/2011</u>	<u>Water & Sewer Authority</u> <u>12/31/2011</u>	<u>Airport Authority</u> <u>12/31/2011</u>	
Long term liabilities						
Due within one year	\$ -	\$ 270,000	\$ 250,903	\$ 943,541	\$ 12,533	\$ 1,476,977
Due in more than one year	-	1,905,000	5,032,943	34,980,482	113,950	42,032,375
Compensated Absences				21,956		21,956
Total liabilities	<u>313,852</u>	<u>3,914,075</u>	<u>7,174,064</u>	<u>38,637,715</u>	<u>474,757</u>	<u>50,514,463</u>
NET ASSETS						
Investments in capital assets (net of related debt)	-	-	(4,639,280)	14,475,174	29,002,051	38,837,945
Restricted for:						
Public works	-	-	-	199,221	-	199,221
Conservation & Development	63,600	-	353,053	-	-	416,653
Unrestricted	83,383	9,174	(1,601,035)	2,275,822	325,101	1,092,445
Total net assets	<u>\$ 146,983</u>	<u>\$ 9,174</u>	<u>\$ (5,887,262)</u>	<u>\$ 16,950,217</u>	<u>\$ 29,327,152</u>	<u>\$ 40,546,264</u>

See Notes to Financial Statements

**COUNTY OF LYCOMING, PENNSYLVANIA
STATEMENT OF ACTIVITIES
COMPONENT UNITS
FOR THE YEAR ENDED DECEMBER 31, 2011**

Function / Programs	Program Revenues			Net (Expenses) Revenues and Changes in Net Assets						
	Expenses	Charges for Services	Operating Grants and Contributions	Capital Grants and Contributions	Soil Conservation	Industrial Development Authority	Recreation Authority	Water & Sewer Authority	Airport Authority	Total
Governmental Activities										
Conservation & development										
Soil Conservation	\$ 267,643	\$ 73,684	\$ 223,386	\$ -	\$ 29,427	\$ -	\$ -	\$ -	\$ -	\$ 29,427
Industrial Development Authority	2,452,366	436,676	-	2,010,925	-	(4,765)	-	-	-	(4,765)
Total governmental activities	<u>2,720,009</u>	<u>510,360</u>	<u>223,386</u>	<u>2,010,925</u>	<u>29,427</u>	<u>(4,765)</u>	<u>-</u>	<u>-</u>	<u>-</u>	<u>24,662</u>
Business-type activities										
Recreation Authority	1,946,357	1,451,246	-	-	-	-	(495,111)	-	-	(495,111)
Water & Sewer Authority	3,764,317	4,061,710	-	525,185	-	-	-	822,578	-	822,578
Airport Authority	2,405,037	1,408,991	6,706	1,713,555	-	-	-	-	724,215	724,215
Total business-type activities	<u>8,115,711</u>	<u>6,921,947</u>	<u>6,706</u>	<u>2,238,740</u>	<u>-</u>	<u>-</u>	<u>(495,111)</u>	<u>822,578</u>	<u>724,215</u>	<u>1,051,682</u>
Total Component Units	<u>\$ 10,835,720</u>	<u>\$ 7,432,307</u>	<u>\$ 230,092</u>	<u>\$ 4,249,665</u>	<u>29,427</u>	<u>(4,765)</u>	<u>(495,111)</u>	<u>822,578</u>	<u>724,215</u>	<u>1,076,344</u>

General revenues:									
Unrestricted investment earnings				473	32	134	12,205	108	12,952
Grants, contributions and other revenues not restricted to specific programs				-	-	1,250	-	24,509	25,759
Total general revenues and transfers				<u>473</u>	<u>32</u>	<u>1,384</u>	<u>12,205</u>	<u>24,617</u>	<u>38,711</u>
Changes in net assets				29,900	(4,733)	(493,727)	834,783	748,832	1,115,055
Net assets - beginning				117,083	13,907	(5,393,535)	16,115,434	28,578,320	39,431,209
Net assets - ending				<u>\$ 146,983</u>	<u>\$ 9,174</u>	<u>\$ (5,887,262)</u>	<u>\$ 16,950,217</u>	<u>\$ 29,327,152</u>	<u>\$ 40,546,264</u>

See Notes to Financial Statements

County of Lycoming, Pennsylvania
Notes to the Financial Statements
For the Year Ended December 31, 2011

1. Summary of Significant Accounting Policies

The financial statements of the County of Lycoming, Pennsylvania (the “County”) have been prepared in conformity with generally accepted accounting principles as applied to governmental entities. The following notes to the combined financial statements are an integral part and are presented to assist the reader in understanding the financial statements.

A. Financial Reporting Entity

Primary Government - The County was organized in 1795 and operates under the Fifth Class County Code adopted by the Commonwealth of Pennsylvania State Legislature in 1970. The County is governed under the Commissioner form of government consisting of a three-member Board of Commissioners who performs the executive and legislative functions of the County. The County provides a wide range of services to its citizens in the areas of public safety, human services, cultural and recreation, and public works including solid waste disposal and resource recovery facilities.

Component Units – Consistent with the guidelines contained in GASB No. 14 (as amended by GASB Statement No. 39), “The Financial Reporting Entity”, the County has evaluated all related entities (Authorities, Boards, Councils and etc.) to determine the financial accountability for possible inclusion in the financial report. In determining financial accountability in a given case, the County reviews the following criteria:

The County is financially accountable for:

1. Organizations that make up the legal County Entity.
2. Legally separated organizations if the County officials appoint a voting majority of the organization’s governing body and the County is able to impose its will on the organization or if there is a potential for the organization to provide specific financial benefits to, or impose specific financial burdens on the County as defined below.

Impose its Will – If the County can significantly influence the programs, projects, or activities of, or the level of service performed or provided by, the organization.

Financial Benefit or Burden – Exists if the County (1) is entitled to the organization’s resources or (2) is legally obligated or has otherwise assumed the obligation to finance the deficits of, or provide support to, the organization or (3) is obligated in some manner for the debt of the organization.

3. Organizations fiscally dependent on the County. Fiscal dependency is established if the organization is unable to adopt its budget, levy taxes or set rates or charges, or issue bonded debt without the approval of the County.

Based on the preceding criteria, the reporting entity has been defined to include all the fund types for which the County is financially accountable or for which there is a significant relationship. Specific information on the nature of the various potential components units and a

County of Lycoming, Pennsylvania
Notes to the Financial Statements
For the Year Ended December 31, 2011

description of how the aforementioned criteria have been considered in the determination of whether to include or exclude such units in the County's financial statements is provided in the following paragraphs. Separately published audit reports of the component units and joint ventures are available for inspection in the Controller's office.

Discretely Presented Component Units

Component units which are not blended as part of the primary government are discretely presented, which entails reporting component units financial data in a section / column separate from the financial data of the primary government. The component units presented in this way are the following:

Lycoming County Industrial Development Authority

#1 County officials appoint a voting majority of the organization's governing body

#2 Financial Benefit or Burden

Lycoming County Recreation Authority

#1 County officials appoint a voting majority of the organization's governing body

#2 Impose its Will-The County is obligated in some manner for the debt of the organization.

Williamsport Municipal Airport Authority

#1 County officials appoint a voting majority of the organization's governing body

#2 Financial Benefit or Burden

Lycoming County Conservation District

#1 County officials appoint a voting majority of the organization's governing body

#2 Financial Benefit or Burden

Lycoming County Water & Sewer Authority

#1 County officials appoint a voting majority of the organization's governing body

#2 Impose its Will-The County is obligated in some manner for the debt of the organization.

Information on the above entities is contained under Notes to the Basic Financial Statements, Component Units.

Request for financial reports or questions concerning any of the component unit's financial information should be directed to:

Lycoming County Recreation Authority
352 Allenwood Camp Lane
Montgomery, Pa. 17752

Lycoming County Water & Sewer Authority
216 Old Cement Road
Montoursville, Pa. 17754

Lycoming County Conservation District
2130 County Farm Road
Montoursville, Pa. 17754

County of Lycoming, Pennsylvania
Notes to the Financial Statements
For the Year Ended December 31, 2011

Lycoming County Industrial Development Authority
100 West Third Street
Williamsport, Pa. 17701

Williamsport Municipal Airport Authority
Williamsport Regional Airport
Montoursville, Pa. 17754

Related Organizations

The County Commissioners appoint a voting majority of the following organizations' Board of Directors, but accountability does not extend beyond appointment. The related organizations are as follows:

Lycoming County Authority
Lycoming County Housing Authority
Lycoming County Library System Board
Lycoming County Planning Commission
Lycoming County Zoning Hearing Board
Agricultural Land Preservation Board

The County Commissioners are also responsible for appointing members to several other boards, but the County's accountability for these organizations does not extend beyond making appointments and the organization's financial activity associated with the County is not significant. These boards include:

Private Industrial Council
SEDA-COG
Local Emergency Planning Committee
Endless Mountains RCED Executive Council
Aging Advisory Board
Children & Youth Advisory Board

B. Government-Wide and Fund Financial Statements

The government-wide financial statements (i.e., the statement of net assets and the statement of changes in net assets) report information on all the non-fiduciary activities of the primary government and its component units. For the most part, the effect of inter-fund activities has been removed from these statements. Governmental activities, which normally are supported by taxes and intergovernmental revenues, are reported separately from the business-type activities, which rely to a significant extent on user fees and charges for support. Likewise, the primary government is reported separately from certain separate component units for which the primary government is financially accountable.

The statement of activities demonstrates the degree to which the direct expenses of a given function or segments are offset by program revenues. Direct expenses are those that are clearly identifiable with a specific function or segment. Program revenues include 1) charges to

County of Lycoming, Pennsylvania
Notes to the Financial Statements
For the Year Ended December 31, 2011

customers or applicants who purchase, use, or directly benefit from goods, services, or privileges provided by a given function or segment and 2) grants and contributions that are restricted to meeting the operational or capital requirements of a particular function or segment. Taxes and other items not properly included among program revenues are reported as general revenues.

Separate financial statements are provided for governmental funds, proprietary funds, and fiduciary funds, even though the latter are excluded from the government-wide financial statements. Major individual government funds and major individual enterprise funds are reported as separate columns in the fund financial statements.

C. Measurement Focus, Basis of Accounting, and Financial Statement Presentation

The government-wide financial statements are reported using the economic resources measurement focus and the accrual basis of accounting, as is the proprietary fund. The fiduciary fund financial statements have no measurement focus. Revenues are recorded when earned and expenses are recorded when a liability is incurred, regardless of the timing of the related cash flows. Property taxes are recognized as revenue in the year for which they are levied. Grants and similar items are recognized as revenue as soon as all eligibility requirements imposed by the provider have been met.

Government fund financial statements are reported using the current financial resource measurement focus and the modified accrual basis of accounting. Revenues are recognized as soon as they are both measurable and available. Revenues are considered to be available when they are collectable within the current period or soon enough thereafter to pay liabilities of the current period. For this purpose, the government considers revenues to be available if they are collected within 60 days of the end of the current fiscal period. Expenditures generally are recorded when a liability is incurred, as under accrual accounting. However, debt service expenditures, as well as expenditures related to compensated absences, claims and judgments, are recorded only when payment is due.

Property taxes, hotel tax, licenses and interest associated with the current fiscal period are all considered to be susceptible to accrual and so have been recognized as revenues of the current period. Only the portion of special assessments receivable due within the current fiscal period is considered to be susceptible to accrual as revenue of the current period. All other revenue items are considered to be measurable and available only when cash is received by the government.

The Government reports the following major Governmental Funds:

The General Fund and the Special Revenue County Pass-thru Grants Fund

The General Fund is the government's primary operating fund. It accounts for all financial resources of the general government not accounted for in another fund.

County of Lycoming, Pennsylvania
Notes to the Financial Statements
For the Year Ended December 31, 2011

The County Pass-Thru Grant Fund contains Federal and State grants that the County has contracted with various outside agencies to administer the funds in accordance with the terms of the grant.

The Government reports the following major Proprietary Funds:

The Enterprise Fund is the only major Proprietary Fund.

The Enterprise Fund accounts for the activity of the Solid Waste Disposal and Resource Recovery Facility operated by the County.

Private-sector standards of accounting and financial reporting issued prior to December 1, 1989, generally are followed in both the government-wide and proprietary fund financial statements to the extent that those standards do not conflict with or contradict guidance of the Governmental Accounting Standards Board. Governments also have the option of following subsequent private-sector guidance for their business-type activities and enterprise funds, subject to this limitation. The government has elected not to follow subsequent private-sector guidance.

As a general rule, the effects of inter-fund activity have been eliminated from the government-wide financial statements, although inter-fund services provided and used are not eliminated in the process of consolidation. Elimination of these charges prevents the distortion of direct cost and program revenues reported for the various functions concerned. Amounts reported as program revenues include 1) charges to customers or applicants for goods, services, or privileges provided, 2) operating grants and contributions, and 3) capital grants and contributions, including special assessments. Internally dedicated resources are reported as general revenues rather than program revenues. Likewise, general revenues include all taxes.

The County has included indirect costs as part of the program expenses reported for each of the various functional activities.

Proprietary funds distinguish operating revenues and expenses from non-operating items. Operating revenues and expenses generally result from providing services and producing and delivering goods in connection with a proprietary fund's principal ongoing operations. The principal operating revenues for the enterprise fund include the charges to customers for tipping fees and the sale of recyclable items. Operating expenses for the enterprise fund includes the cost of services, administrative expenses and depreciation on capital assets. All revenues and expenses not meeting this definition are reported as non-operating revenues and expenses.

Fiduciary funds account for assets held by the County as the agent for individuals, private organizations and other government units or other funds. The following is a description of the County's fiduciary funds:

Trust and Agency Funds - Includes the Pension Trust Fund, which accounts for the activity of

County of Lycoming, Pennsylvania
Notes to the Financial Statements
For the Year Ended December 31, 2011

the Lycoming County Employees' Retirement System, and the Agency Funds, which account for funds held by the County on behalf of others. The Pension Trust Fund is presented on the accrual basis of accounting. The Agency Funds are custodial in nature (assets equal liabilities) and are used to account for assets held by elected row officers (the Register and Recorder, Prothonotary, Treasurer, and Sheriff) that are combined in the financial statements. Additionally the County maintains cash on behalf of Prison and Pre-Release Commissary, Delinquent and Municipal Taxes, Cost and Fines, Escheats, Domestic Relations, Lycoming County Health Care Plan, Welfare Burial, Public Relations, and Juvenile Restitution. Additional details can be found in the other supplemental information section under agency funds.

2. Assets, Liabilities and Net Assets or Equity

Cash and Cash Equivalents

For purposes of the statement of cash flows, the government's cash and cash equivalents are considered to be cash on hand, demand deposits, and short term investments with original maturities of three months or less from the date of acquisition. The County utilizes a government cash management system to maximize its earnings.

The County maintains investments in long-term certificates of deposit which are recorded at cost, and participating interest earning investment contracts which are recorded at fair value. Premiums and discounts on the Pension Trust Fund bonds and notes are not amortized and are not material except for government mortgage securities, which are amortized. Except for the Pension Trust Fund, all investments are certificates of deposit, or investments in federal or state instruments with financial institutions. The County's investment policies are discussed further in note 6.

Receivables and Payables

Activities between funds that are representative of lending / borrowing arrangements outstanding at the end of the fiscal year are referred to as either "due to / from other funds"(i.e., the current portion of the inter-fund loan) or, "advances to / from other funds" (i.e., the non current portion of the inter-fund loan). All other outstanding balances between funds are reported as "due to / from other funds".

All trade, property tax and cost and fines receivables are shown net of an allowance for uncollectibles.

The Solid Waste and Resource Recovery Facilities provide for an allowance for uncollectible accounts based upon past experience computed using a percentage of sales. Cost and Fines allowance is based upon an estimated collection percentage of 20% to 90% of past due accounts determined by the number of years outstanding.

Property taxes levied each year are based on the assessed value of the property and are divided into three billing periods (current year and two interim billings). The first interim billing

County of Lycoming, Pennsylvania
Notes to the Financial Statements
For the Year Ended December 31, 2011

is in February and is for properties not billed in the prior year. The second interim billing is in August and captures any new properties not on the current year assessments billed in March.

Inventories and Prepaid Items

All inventories of the County are valued at cost using the first-in / first-out (FIFO) method. Inventories of the governmental funds are recorded as expenditures when consumed rather than when purchased. Inventories of the governmental fund types are equally offset by a fund balance reserve, which indicates that the inventories do not constitute “available, spendable resources” even though they are a component of net current assets.

Certain payments to vendors reflect costs applicable to future accounting periods and are recorded as prepaid items in both the government-wide and fund financial statements. Prepaid items of the governmental funds are recorded as expenditures when consumed rather than when purchased.

Inter-fund Transactions

In the course of the County operation there exist a variety of transactions between funds to finance operations. Accordingly, to the extent that certain inter-fund transactions have not been paid or received as of December 31, 2011, the appropriate inter-fund receivables or payables have been established.

Restricted Assets

Restricted assets represent amounts constrained to specific purposes by their providers (such as grantors, bondholders, and higher levels of government), through constitutional provisions, or by enabling legislation. The largest share of restricted assets resides in the enterprise fund and is set aside for closure and insurance requirements established by the state.

Capital Assets

Capital assets, which include property, plant, equipment, and infrastructure assets, are reported in the applicable governmental or business-type activities columns in the government-wide financial statements. Capital assets are defined by the Government as assets with an initial, individual cost of \$5,000 or more and an estimated useful life in excess of 18 months. Such assets are recorded at historical cost or estimated historical cost if purchased or constructed. Donated capital assets are recorded at estimated fair value as of the date of donation.

The cost of normal maintenance and repairs that do not add to the value of the assets or materially extend assets' lives are not capitalized.

The governmental funds utilize the straight-line method of calculating annual depreciation, while the proprietary funds use a combination of straight-line (SL) and units of production (UOP) to calculate annual depreciation.

County of Lycoming, Pennsylvania
Notes to the Financial Statements
For the Year Ended December 31, 2011

	<u>Governmental</u>	<u>Proprietary</u>	
Improvements	15-40 Years	15-40 Years	SL
Improvements to fields		1,035,000-8,750,800	UOP
Buildings	40 years	40 years	SL
Building and improvements	25 years	25 years	SL
Equipment	1.5 – 15 years	1.5 – 15 years	SL
Infrastructure	50-100 years	50-100 years	SL

Compensated Absences

County employees under the pooled leave / long term sick policy are allocated, based on years of service, pooled and long term sick days each year. At the beginning of each year the employees receive their allocation of long-term sick days while earning pooled leave on a monthly basis. At the end of each year, employees are allowed to carry forward ten pooled leave days with any excess being transferred to long-term sick. Upon termination or retirement, employees with one or more years of service are reimbursed for their remaining pooled leave time. Employees terminated with five or more years of service will also be reimbursed for unused long-term sick time prorated, based on the number of years of service, up to a maximum of \$1,200. Employees who retire will also be reimbursed for unused long-term sick time but at a larger percentage than those who terminate.

<u>Sick Days</u>	<u>Termination Ratio</u>	<u>Retirement Ratio</u>
0-100	14:1	12:1
101-200	11:1	9:1
201-261	8:1	6:1

The estimates on current and long-term usage are based on prior years' experience.

Unearned / Deferred Revenues

Deferred revenues arise when potential revenue does not meet both the "measurable" and "available" criteria for recognition in the current period. Deferred revenues also arise when resources are received by the Government before it has a legal claim to them, as when grant monies are received prior to the recognition of qualifying expenditures. In the subsequent period, when all the criteria are met, the liability is removed and the revenue is recognized.

Long-Term Liabilities

In the government-wide financial statements, and proprietary fund types in the fund financial statements, long-term debt and other long-term obligations are reported as liabilities in the applicable government activities, business-type activities, or proprietary fund types statement of net assets. Bond premiums and discounts, as well as issuance cost, are deferred and amortized over the life of the bonds.

In the fund financial statements, governmental fund types recognize bond premiums and discounts, as well as issuance cost, during the current period. The face amount of the debt issued is reported as other financing sources. Premiums received on debt issuances are reported as other financing sources while discounts are recorded as other financing uses.

County of Lycoming, Pennsylvania
Notes to the Financial Statements
For the Year Ended December 31, 2011

Issuances cost, whether or not withheld from the actual debt proceeds received, are reported as debt service expenditures.

Use of Estimates

The preparation of the financial statements in conformity with general accepted accounting principals requires management to make estimates and assumptions that affect the reported amounts of assets and liabilities at the date of the financial statements, and the reported amounts of revenue and expenses during the reporting period. Actual results could differ from those estimates.

Fund Equity

Beginning in 2011, the County adopted GASB Statement #54, *Fund Balance Reporting and Governmental Fund Type Definitions*, which is intended to enhance the usefulness of the fund balance information by providing clearer fund balance classifications that can be more consistently applied. The statement established fund balance classifications that comprise a hierarchy based primarily on the extent to which a government is bound to observe constraints imposed upon the use of the resource reported in the governmental funds. It also clarified the existing governmental fund type definitions to improve the comparability and allow for better understanding of the purposes for which a government has chosen to use particular funds for financial reporting.

When multiple resources are available for use, it is the government's policy to use the restricted assets first, committed second, assigned next and then unassigned resources as needed.

#1 NONSPENDABLE FUND BALANCES

The non-spendable fund balance classification includes amounts that cannot be spent because they are either (a) not in a spendable form or (b) legally or contractually required to be maintained intact. The not in spendable form criterion includes items that are not expected to be converted to cash, for example, inventories and prepaid amounts. It can also include the long term portions of loans and notes receivables as well as property acquired for resale. However, if the proceeds from the receivables or sale of property are restricted, committed or assigned, then they should be included in the appropriate fund balance classification.

#2 RESTRICTED FUND BALANCE

The restricted fund balance is used when constraints placed on the use of the resources are either (a) externally imposed by creditors, grantors, contributors, laws or regulations, or other governments or (b) imposed by law through constitutional provision or enabling legislation.

The term enabling legislation, as used in this statement, authorizes the government to access, levy or otherwise mandate payment of resources (from external resource providers) and includes a legally enforceable requirement that those resources be used for the specific purpose stipulated in the legislation. Legally enforceable means that a government can be

County of Lycoming, Pennsylvania
Notes to the Financial Statements
For the Year Ended December 31, 2011

compelled by an external party, such as citizens groups or the judiciary, to use the resources created by enabling legislation only for the purpose specified by the legislation.

#3 COMMITTED FUND BALANCE

Committed fund balance includes amounts that can only be used for specific purposes pursuant to constraints imposed by formal action of the government itself using its highest level of decision making authority. Those committed amounts cannot be used for any other purpose unless the government takes the same highest level action (for example, legislation, resolution, or ordinance) to remove or change the constraint.

In the County of Lycoming, the Commissioners are the government's highest level of decision making authority. For a fund balance to be committed, a public meeting must be held where the Commissioners take formal action to commit or reverse committal of a portion of the fund balance for a specific project.

#4 ASSIGNED FUND BALANCE

Assigned fund balance includes amounts that the government intends to be used for a specific purpose, but are neither restricted nor committed. Intent can be expressed by the governing body or by an official to whom the governing body delegates the authority.

In the County of Lycoming, the Department of Fiscal Services, working in conjunction with the Commissioners, is the only one that can assign fund balances.

#5 UNASSIGNED FUND BALANCE

The unassigned fund balance is the residual classification for the General Fund. This classification represents fund balance that has not been restricted, committed or assigned and is available for any purpose. The General Fund should be the only fund that reports a positive unassigned fund balance amount.

In the other governmental funds, however, if a government spends more on a specific purpose than the resources available for that purpose in the fund, then it may need to report a negative amount as unassigned fund balance. If a government cannot cover the deficit with amounts assigned to other purposes in that fund, then the remaining deficit should be reported on the unassigned fund balance line.

In 2011, the following General Fund Non-Spendable fund balances totaling \$12,041,166 were established:

Inventory - \$13,915
Prepays - \$148,269
Non-current loans - \$11,878,982

County of Lycoming, Pennsylvania
Notes to the Financial Statements
For the Year Ended December 31, 2011

The following General Fund Restricted fund balances totaling \$9,270,378 were established in 2011:

Public Safety Investments - \$2,051,532
Public Works Investments - \$7,218,846

The following General Fund Assigned fund balances totaling \$6,243,182 were established in 2011:

OPEB contributions - \$5,955,000
Judicial contracted rents - \$132,830
Public Safety agreements - \$155,352

In 2011, the following Special Revenue Restricted fund balances were established to restrict the use of the funds in accordance with Federal and State regulations:

Judicial – Restricted funds in the amount of \$2,050,929 are to support the operation and improvement of court offices. These include the Domestic Relations Fund, DA Investigative Fund, Register & Recorder Capital Improvement Fund and the Prothonotary Automation Fund.

Public Safety – Restricted funds in the amount of \$377,988 are used to support emergency services in the County. These include the Emergency Medical Services, Haz-Mat, 911 Wireline, 911 Wireless and EMA Grant.

Public Works – Restricted funds in the amount of \$544,466 are used to support the construction and maintenance of the County's roads and bridges.

Culture & Recreation – Restricted funds in the amount of \$1,224,104 are used to support the recreation needs of the County and to preserve farm lands from development. These include the Growing Greener Fund and the Farm Easement Fund.

In 2011, the following Special Revenue Assigned fund balances were established to denote the government's intention to use them for a specific purpose:

Conservation & Development – Assigned funds in the amount of \$13,684 are used to promote conservation practices that reduce nutrient run-off.

County of Lycoming, Pennsylvania
Notes to the Financial Statements
For the Year Ended December 31, 2011

3. Reconciliation of Government-Wide and Fund Financial Statements

A: Explanation of Certain Differences Between the Total Fund Balance – Governmental Fund Balance Sheet and the Total Net Assets – Governmental Activities and the Government-Wide Statement of Net Assets.

The government fund balance sheet includes reconciliation between fund balance - total governmental funds and net assets – governmental activities as reported in the government-wide statements of net assets. One element of that reconciliation explains that “long-term liabilities, including bonds payable, are not due and payable in the current period and therefore are not reported in the funds.” The details of this \$43,273,253 difference are as follows:

Bonds payable	\$34,053,424
Less: Deferred charges for issuance cost (to be amortized over life of debt)	(1,133,140)
Accrued interest payable	604,733
Compensated absences	645,134
Post employment benefits	11,375,174
Deferred current year taxes	<u>(2,272,072)</u>
Net adjustment to reduce fund balance - total governmental funds to arrive at net assets governmental activities	<u>\$43,273,253</u>

B. Explanation of Certain Differences Between the Governmental Fund Statement of Revenues, Expenditures, and Changes in Fund Balances and the Change in Net Assets - Government-wide Statement of Activities.

The governmental fund statement of revenues, expenditures, and changes in fund balances includes reconciliation between net changes in fund balances – total governmental funds and changes in net assets of governmental activities as reported in the government-wide statement of activities. One element of that reconciliation explains that “Government funds report capital outlays as expenditures. However, in the statement of activities, the cost of those assets is allocated over their estimated useful lives and reported as depreciation expense.” The details of this \$1,439,652 difference are as follows:

2011 capital asset purchases	\$ 3,922,026
2011 depreciation expense	<u>(2,482,374)</u>
Net adjustment to increase net change in fund balances-total governmental funds to arrive at changes in net assets of governmental activities	<u>\$ 1,439,652</u>

County of Lycoming, Pennsylvania
Notes to the Financial Statements
For the Year Ended December 31, 2011

Another element of that reconciliation states “the issuance of long-term debt (i.e. bonds, leases) provides current financial resources to governmental funds, while the repayment of the principal of long-term debt consumes the current financial resources of the governmental funds. Neither transaction, however, has any direct effect on net assets. Also, governmental funds report the effect of the issuance cost, premiums, discounts, and similar items when debt is first issued, whereas these amounts are deferred and amortized in the statement of activities.” The details of this \$1,077,179 difference are as follows:

Principal payments general obligation debt	\$ 1,094,408	
Long term compensated absences	(17,229)	(17,229)
Net adjustment to increase net changes in fund balance-total governmental funds to arrive at changes in net assets of governmental activities		\$ 1,077,179

4. Budget and Budgetary Accounting

In accordance with the provisions of Public Law of the Commonwealth of Pennsylvania, the County prepares and adopts an annual budget each year for all its governmental and proprietary funds.

The budget process begins each year around the first week of August when department managers are supplied a budget packet containing materials and information used to update current year projections and request new appropriations. During September, the Office of Fiscal Services compiles a preliminary budget for review by the Commissioners. The Commissioners interview each department to discuss their budget request and determine the appropriate funding. The Office of Fiscal Services then assembles the revised projections of revenues and expenditures and develops a final budget which goes on public display for twenty (20) days before adoption prior to December 31st.

The County maintains budgetary control on the departmental level. Management with the approval of Fiscal Services may amend their departmental budgets as long as they do not exceed the approved budget for their departments. Transfers between departments or supplemental appropriations require Commissioner’s approval. Expenditures cannot legally exceed the appropriations at the budgetary control level described above. There were no additional supplemental budgetary appropriations for the overall budget for 2011. Appropriations lapse at the end of each year and must be re-appropriated.

The County utilizes encumbrance accounting for all its governmental fund types and proprietary funds. Encumbrances (e.g. purchase orders, contracts) outstanding at year-end are reported as Assigned fund balances and do not constitute expenditures or liabilities because the commitments will be re-appropriated and honored during the subsequent year.

Budgets for the County are prepared on the modified accrual basis except for the Enterprise Fund, which is prepared on the accrual basis of accounting.

County of Lycoming, Pennsylvania
Notes to the Financial Statements
For the Year Ended December 31, 2011

On occasion, unbudgeted funds may be created to meet special circumstances that have developed during the year. During 2011 one new unbudgeted fund was created, Nutrient Trading.

5. Excess of Expenditures over Appropriations

For the year ended December 31, 2011, expenditures exceeded appropriations for the funds listed below. No remedial action was necessary or planned since fund resources were sufficient to provide for excess expenditures.

	<u>Budget</u>	<u>Actual</u>
Special Revenue Funds		
#1 DA Investigative Fund	\$ 97,600	\$ 107,145
#2 Prothonotary Automation Fund	\$ 2,400	\$ 6,605
#3 Haz-Mat	\$ 48,070	\$ 77,817
#4 911 Wireline	\$ 496,000	\$ 801,481
#5 911 Wireless	\$ 842,000	\$ 892,938
#6 EMA Grant	\$ 11,962	\$ 12,386
#7 Liquid Fuels	\$ 1,204,000	\$ 1,309,449
#8 EDPS Environmental Projects	\$ 226,462	\$ 313,505
#9 EDPS Economic Development Projects	\$ 329,558	\$ 412,972
#10 Nutrient Trading	\$ -	\$ 41,053
Capital Project Funds		
#11 Help America Vote Act	\$ -	\$ 32,459
Enterprise Fund		
#12 Resource Management Services	\$ 16,183,261	\$ 17,081,669

6. Cash and Investments

GASB Statement No. 40, "Deposit and Investment Risk Disclosures," requires disclosures related to the following deposit and investment risk: Credit risk, custodial credit risk, concentration of credit risk, interest rate risk, and foreign currency risk. The following is a description of the County's deposit and investment risk:

A. Deposits and Investments

Pennsylvania statutes provide for investment of governmental funds into certain authorized investments including U.S. Treasury Bills, other short-term U.S. and Pennsylvania government obligations, insured or collateralized time deposits, and certificates of deposits. The deposit and investments policy of the County adheres to State statutes. Deposits of the governmental funds are either maintained in demand deposit accounts, certificate of deposits or invested in U.S. Treasury Bills or other U.S. and Pennsylvania government obligations.

County of Lycoming, Pennsylvania
Notes to the Financial Statements
For the Year Ended December 31, 2011

Deposit – Custodial Credit Risk – Custodial credit risk is the risk that in the event of a bank failure, the County’s deposit may not be returned. The County does not have a formal deposit policy for custodial credit risk. As of December 31, 2011, the County had total deposits of \$47,246,778 with various financial institutions. Of that balance \$270,215 was insured by the Federal Depository Insurance Corporation leaving \$46,976,563 uninsured and exposed to custodial credit risk of which \$38,026,594 is collateralized in accordance with Act 72 of the Pennsylvania State Legislature, which requires the institution to pool collateral for all governmental deposits and have the collateral held by an approved custodian in the institution’s name. The remaining balance of \$8,949,969 was held in various uninsured money market accounts, however, the funds are held in Federal money markets in the nominee’s name.

Investments

The County maintains a mix of investments in both the General and Proprietary funds to maximize earnings and comply with State statutes for State and County closure of its solid waste facility.

As of December 31, 2011 the Statement of Net Assets had the following investments:

Cash or Investment Type	Value	Investment Maturities from December 31, 2011			
		Less than 1 year	1-5 Years	6-10 Years	More than 10 years
Investments at Cost					
Long-Term CDs	\$ 19,823,140	\$ 6,110,862	\$ 13,462,278	\$ 250,000	\$ -
Guaranteed investment contracts	4,960,000	-	-	4,960,000	-
Total investments at cost	<u>24,783,140</u>	<u>6,110,862</u>	<u>13,462,278</u>	<u>5,210,000</u>	<u>-</u>
Investments at Fair Value					
Participating Interest Earning					
Investment Contracts at fair value	10,139,145	4,161,612	5,734,615	242,917	-
Government and agency debt	31,288,682	6,440,112	13,857,281	5,756,384	5,234,906
Total investments at fair value	<u>41,427,827</u>	<u>10,601,724</u>	<u>19,591,896</u>	<u>5,999,301</u>	<u>5,234,906</u>
Total investments	<u>\$ 66,210,967</u>	<u>\$ 16,712,586</u>	<u>\$ 33,054,174</u>	<u>\$ 11,209,301</u>	<u>\$ 5,234,906</u>

The following is a description of the County’s Investment risk:

Credit risk – The risk that an issuer or other counterparty to an investment will not fulfill its obligation is called credit risk. The County has no formal investment policy that would limit its investment choices based on credit ratings by nationally recognized statistical rating organizations.

#1 The County currently has \$36,248,682 in U.S. Treasury bills and related agency debt. This includes a carrying amount of \$4,960,000 of guaranteed investment contracts.

#2 Under the terms of the Guaranteed Investment contract, eligible securities are limited to non-callable obligations of the United States of America, Department of the Treasury.

#3 The County currently has \$29,962,285 in long-term certificates of deposit with local banking institutions. Of that amount, \$11,331,279 is covered by FDIC Insurance with the balance being collateralized in accordance with Act 72 of the Pennsylvania Legislature.

County of Lycoming, Pennsylvania
Notes to the Financial Statements
For the Year Ended December 31, 2011

Custodial risk – For an investment, custodial credit risk is the risk that, in the event of the failure of the counterparty, the fund will not be able to recover the value of collateral securities that are in the possession of an outside party. Investment securities are exposed to custodial credit risk if the securities are uninsured, are not registered in the name of the County of Lycoming, and are held by either the counterparty or the counterparty's trust department or agent but not in the name of the County of Lycoming.

The County of Lycoming has established an Agent/Custodian relationship with C&N Trust and Financial Management Group, an authorized and registered trust department operating under the laws of the Pennsylvania Department of Banking. The Agent/Custodial agreements provide for C&N Trust and Financial Management Group to serve as master custodian bank and to provide custody of the County of Lycoming assets. C&N Trust and Financial Management Group, as the master custodian bank, may hold County of Lycoming property in the name of its nominee, bearer form, or in book entry form, so long as the Custodian's records clearly indicate that such property is held as part of the County of Lycoming accounts. All underlying securities held as custodian for the County of Lycoming are legal investments and are either federally insured or backed by the full faith and credit of the United States of America Government.

Concentration of Credit Risk – The County places no limit on the amount the County may invest in any one issuer.

Interest Rate Risk – The County has no formal investment policy that limits investment maturities as a means of managing its exposure to the fair value losses arising from increasing interest rates.

Agency Fund Deposits

The County maintains bank accounts for various escrowed funds. As of December 31, 2011, the bank balance was \$6,359,868 with \$504,553 being insured by the Federal Depository Insurance Corporation. The remaining balance \$5,855,315 was exposed to custodial risk, with \$5,721,132 being collateralized in accordance with Act 72 of the Pennsylvania State Legislature which requires the institutions to pool collateral for all governmental deposits and have the collateral held by an approved custodian in the institution's name leaving \$134,183 in uninsured I.O.L.T.A. accounts.

Pension Trust Fund Deposits and Investments

The Pension Trust Fund's investments are held separately from those of other County funds. Assets in the pension trust fund are stated at fair value. Any premiums or discounts are recognized as a gain or loss upon disposition. The Retirement Board has adopted investment policies that summarize the investment philosophy of the Board and set forth investment targets and performance objectives for the Pension Fund.

County of Lycoming, Pennsylvania
Notes to the Financial Statements
For the Year Ended December 31, 2011

As of December 31, 2011 the Retirement Board had the following cash and investments in its Pension Trust Fund:

<u>Type</u>	<u>Value</u>	<u>Investment Maturities from December 31, 2011</u>			
		<u>Less than 1 Year</u>	<u>1 to 5 Years</u>	<u>6 to 10 Years</u>	<u>More than 10 Years</u>
Government and agency debt	\$ 8,721,952	\$ 775,491	\$ 2,353,651	\$ 1,716,352	\$ 3,876,459
Mortgage debt	5,159,700	-	48,257	366,990	4,744,453
Corporate debt	11,209,514	-	3,336,501	4,293,687	3,579,325
Municipal debt	779,179	-	126,180	283,200	369,799
Total Debt Securities	<u>\$ 25,870,345</u>	<u>\$ 775,491</u>	<u>\$ 5,864,589</u>	<u>\$ 6,660,229</u>	<u>\$ 12,570,036</u>
Cash & cash equivalents	\$ 2,793,513				
Stocks	45,242,306				
Total cash and other investments	<u>\$ 48,035,819</u>				
Total cash and investment reported on the Pension Trust Fund Statement of Net Assets	<u>\$ 73,906,164</u>				

The following is a description of the Pension Trust Fund's deposit and investment risks:

Credit risk – The risk that an issuer or other counterparty to an investment will not fulfill its obligations is called credit risk. The Retirement Board has authorized its investment managers to invest the Pension Funds into the following:

#1 Fixed income securities – This includes domestic fixed and variable rate bonds and notes issued by the U.S. Government and its Agencies, U.S. Corporations, debt obligations of publicly traded REITS, Yankee bonds and notes (bonds or notes issued by non-U.S. based corporations and governments but traded in the U.S.), securitized mortgages (e.g. GNMA's FNMA's, FHLMC's, Commerical Mortgage Back Securities), collateralized mortgage obligations, asset backed securities, taxable municipal bonds and preferred stock. Private placement issues are prohibited.

#2 Equity securities – Domestic securities include common stock, real estate securities, and securities convertible into common stock of U.S. based companies. International securities include sponsored and unsponsored American Deposit Receipts (ADR's) or American Depositary Shares (ADS's) or other depository securities of non-U.S. based companies traded in the U.S. and closed-end country funds. All convertible securities purchased must be U.S. dollar denominated securities and should be rated "B" (or its equivalent) at the time of purchase by a nationally recognized statistical rating agency.

The investment guidelines require that fixed income securities (except for those listed below) should be rated "BBB-"(or its equivalent) or higher at the time of purchase by a nationally recognized statistical rating agency. The minimum market value-weighted average quality rating of the portfolio is "A". Asset-backed securities, mortgage-backed securities, and CMOs should be rated "AA" (or its equivalent) at the time of purchase by a nationally recognized statistical rating agency. The Pension Trust Fund's December 31, 2011, investments in corporate bonds have received the following ratings from Standard and Poor's:

County of Lycoming, Pennsylvania
Notes to the Financial Statements
For the Year Ended December 31, 2011

Credit Quality Distribution for Securities with Credit Exposure as a Percentage of the Total Corporate Bonds

<u>Investment Type</u>	<u>Standards & Poor's Rating</u>	<u>Percentage of Total Pension Trust Fund Corporate Bonds</u>
Corporate Bonds	AAA	1.58%
Corporate Bonds	AA+	4.88%
Corporate Bonds	AA	3.14%
Corporate Bonds	AA-	4.34%
Corporate Bonds	A+	10.18%
Corporate Bonds	A	21.12%
Corporate Bonds	A-	22.38%
Corporate Bonds	BBB+	8.86%
Corporate Bonds	BBB	10.06%
Corporate Bonds	BBB-	2.83%
Corporate Bonds	Unrated (by S&P)	10.63%
		<u>100.00%</u>

Custodial Credit Risk – Cash and Cash equivalents – For deposits, custodial risk is the risk that in the event of bank failure, the fund's deposits may not be returned. Cash reserves should be held in the custodian's money market fund, short-term maturity Treasury securities, or insured instruments of commercial banks and savings and loans.

As of December 31, 2011, the book value of the Pension Trust Fund's cash and deposits was \$2,793,513 and the Merrill Lynch balance was \$2,793,397. Of the Merrill Lynch balance, \$100,000 was covered by SPIC, \$1,900,000 was covered by a Certificate of Protection through First City underwritten by Lloyds of London up to a maximum of \$1,900,000.

Custodial Credit Risk – Investments – For investments, custodial credit risk is the risk that in the event of the failure of the counterparty, the Fund will not be able to recover the value of its investments or collateral securities that are in the possession of an outside entity except for \$400,000 that would be insured by SPIC. The pension trust fund does not have a formal investment policy to mitigate custodial credit risk. However, to reduce investment risk, the Board's investment guidelines do set targets and range assets allocations for all investments. The total plan target and range allocation are as follows:

	<u>Target Avg.</u>	<u>Range</u>
Domestic Large / Medium Capitalization Stocks	48%	36% - 60%
International Stocks	12%	9% - 15%
Total Equity	60%	45% - 75%
Domestic Fixed Incomes	40%	25% - 55%
Cash and Cash Equivalents	0%	0% - 15%
	100%	

County of Lycoming, Pennsylvania
Notes to the Financial Statements
For the Year Ended December 31, 2011

Concentration of Risk – The Retirement Board’s investment guidelines do not set total fund diversification guidelines. However, they do attempt to minimize the impact of substantial loss in any specific industry or issue by establishing specific limits for the portfolios of each of the investment managers.

Equity investment managers:

1. To provide for diversification in the portfolio, investments in any one individual equity security should not exceed approximately 8% of the market value of the equity portion of the investment manager’s portfolio.
2. The equity portion of each portfolio should be broadly diversified by market capitalization; however, the market capitalization of any individual equity security should be greater than \$1 billion at the time of purchase.
3. The maximum allocation to any single economic sector in the equity portion of the portfolio should not exceed the greatest of 15% of the market value of the investment manager’s portfolio or twice the economic sector’s weighting in the S&P 500 Stock Index or the investment manager’s primary equity policy index.
4. From time-to-time, the investment manager may invest in U.S. dollar denominated equities of non U.S. companies that otherwise conform to the provisions of this investment policy. In as much as the Plan has retained a separate global equity investment manager, investments in these foreign securities is expected to be limited.
5. Holdings of any single issue in this portfolio should not exceed more than 5% of the total outstanding market capitalization on the common stock of any company.

Fixed income managers:

1. Fixed income securities (except for those listed below) should be rated “BBB-“(or its equivalent) or higher at the time of purchase by a nationally recognized statistical rating agency. The minimum market value-weighted average quality rating of the portfolio is “A”. Asset-backed securities, mortgage-backed securities, and CMOs should be rated “AA” (or its equivalent) at the time of purchase by a nationally recognized statistical rating agency.
2. Fixed income securities of a single issuer, issue, or asset pool, with the exception of U.S. Government and Agency securities, are limited to no more than 10% of the market value of the investment manager’s portfolio.
3. No more than 30% of the market value of an investment manager’s portfolio may be invested in a single sector of the corporate fixed income market, (e.g. Industrials, Financials, and Utilities).

County of Lycoming, Pennsylvania
Notes to the Financial Statements
For the Year Ended December 31, 2011

4. The maximum effective maturity of any single fixed income security is 30 years. There is no constraint on the dollar weighted average effective duration of the portfolio.
5. Mortgage backed securities may be purchased on a “when issued” or “TBA” basis (a forward contract transaction for mortgage backed issues that are to be issued in the near term). A short-term investment can back a “when issued” commitment as long as its effective duration does not exceed 180 days. These short-term investments should be considered within the fixed income allocation of the portfolio.
6. Collateralized mortgage obligations are limited to securities that are currently paying interest, receiving principal pay downs and do not contain leverage. Collateralized mortgage backed securities are limited to 10% of the market value of the fixed income portion of the investment manager’s portfolio.
7. No more than 20% of the market value of the fixed income portfolio may be invested in zero coupon bonds.
8. Purchases of mortgage securities whose payment represent the coupon payments on the outstanding principal balance of the underlying mortgage-backed security and pay no principal (e.g. interest only securities) are prohibited. Similarly, the purchase of mortgage securities whose payment represents the principal payments on the outstanding principal balance of the underlying mortgage-backed security and pays no interest (e.g. principal only securities) is also prohibited.
9. A purchase of mortgage securities whose payment of interest is determined by an index opposite to the changes in a market index (e.g. inverse floaters) is prohibited.

Interest Rate Risk – The Retirement Board’s investment guidelines do not set total fund guidelines that limit investment maturities as a means of managing its exposure to fair value losses arising from increasing interest rates.

Primary benchmark: The performance of the portfolios will be measured verses a passive index as described in the table below. The portfolio is expected to exceed the average return of their respective benchmarks on a risk-adjusted basis over three-to five-year rolling time periods. The volatility of the portfolios, as measured by standard deviation of the quarterly returns, is expected to be similar to the policy index outlined above.

Secondary performance target: The real return objective of the portfolio is to earn in excess of inflation + 4.65% (the proxy for inflation shall be the U.S. All-Urban Consumers Price Index or “CPI”). The portfolio is expected to exceed the passive index return and the real return target each measured on a compound annual return basis, after the deduction of investment management fees, and annualized over a three to five year rolling time period, or a full market cycle, whichever comes first.

County of Lycoming, Pennsylvania
Notes to the Financial Statements
For the Year Ended December 31, 2011

<u>Primary Policy Index Standards</u>		<u>Secondary Performance Target</u>
<u>Investment Manager</u>	<u>Policy Index</u>	<u>Returns in excess of inflation</u>
McDonnell Investment Management, LLC	100% ML Domestic Master Bond Index	2.50%
C.S. McKee, L.P.	55% Russell 100 Value Index/45% ML Domestic Master Bond Index	4.65%
Rigel Capital, LLC	100% Russell 1000 Growth Stock Index	6%

C. Restricted deposits and investments

RMS insurance funds

In accordance with DEP regulations requiring all landfills to maintain both liability and environmental insurance, the County has agreed to set aside in separate banks accounts \$1,000,000 for liability and \$2,000,000 for environmental insurance. Interest earned on these funds is used to support landfill operations.

At December 31, 2011, the balances in the related investments were as follows:

	<u>Liability Insurance</u>	<u>Environmental Insurance</u>
Mandated	\$1,000,000	\$2,000,000
Interest	<u>280,040</u>	<u>624,662</u>
	<u>\$1,280,040</u>	<u>\$2,624,662</u>

Collateral bonds held by the State of Pennsylvania

The Department of Environmental Protection regulation Title 25, Section 2711 requires all landfills to post a bond with the Treasurer of the Commonwealth of Pennsylvania. The purpose of the bond is to insure that there will be money available to close the landfill if the operator does not fulfill closure requirements. In 2011, the County submitted an updated closure calculation that was completed and submitted on June 27, 2011. The updated calculation decreased the closure requirements for the landfill from \$20,127,817 to \$19,801,860 or a decrease of \$325,957, while the transfer station remained at \$8,459. Under the current state regulations the transfer station must be funded at the minimum bonding requirement of \$10,000. The County currently has \$23,971,413 (fair value) on deposit with the state.

The Department of Environmental Protection also required the County to post a bond with the Treasurer of the Commonwealth of Pennsylvania to cover a wood grinding operation in the amount of \$162,000.

County of Lycoming, Pennsylvania
Notes to the Financial Statements
For the Year Ended December 31, 2011

As of December 31, 2011, the total collateral bonds held by the State are as follows:

<u>Current Funding</u>	<u>Maturity Date</u>	<u>Par Value</u>	<u>Fair Value</u>
<u>Landfill</u>			
Certificate of Deposit	1/21/2013	\$ 9,402,621	\$ 11,215,506
Certificate of Deposit	5/27/2015	12,286	12,782
US Treasury Note	3/1/2027	700,000	755,097
US Treasury Note	7/15/2013	3,965,000	4,011,466
US Treasury Note	3/1/2022	845,000	925,005
US Treasury Note	8/1/2026	1,465,000	1,574,875
US Treasury Note	2/15/2026	1,000,000	1,126,070
US Treasury Note	11/1/2027	1,635,000	1,778,864
US Treasury Note	7/15/2015	<u>2,328,280</u>	<u>2,571,748</u>
		21,353,187	23,971,413
<u>Transfer Station</u>			
Certificate of Deposit	9/5/2016	<u>12,766</u>	<u>12,826</u>
<u>Wood Grinding</u>			
Certificate of Deposit	3/12/2013	<u>176,134</u>	<u>177,343</u>
	Total	<u>\$ 21,542,087</u>	<u>\$ 24,161,582</u>

Growing Greener Trust

With the enactment of the Environmental Stewardship and Watershed Protection Act (Act 68) all funds deposited previously into the state closure trust fund now come under new regulations. The County can utilize the trust for funding of the County Conservation District, protecting farmlands, acid mine drainage cleanup, rehabilitation of state parks and forests, improving water quality and waste water treatment. During 2011, the County expended \$25,749 on projects leaving a balance as of December 31, 2011, of \$983,960.

County of Lycoming, Pennsylvania
Notes to the Financial Statements
For the Year Ended December 31, 2011

7. Receivables

Receivables as of year-end for the governmental and business-type activities, including the applicable allowance for uncollectible accounts of \$4,789,596, are as follows:

	<u>Governmental Activities</u>	<u>Business- type Activity</u>	<u>Total</u>
Receivables, net:			
Taxes	\$ 3,039,031	\$ -	\$ 3,039,031
Accounts			
County Cost & Fines	4,099,885		\$ 4,099,885
Solid Waste Trade Accounts		1,495,383	\$ 1,495,383
Miscellaneous	309,316	220,586	\$ 529,902
Interest	2,469,056	2,309,103	4,778,159
Component Units	347,019	-	347,019
Intergovernmental	3,140,919	150,274	3,291,193
Loans	10,305,047	-	10,305,047
Subtotal	<u>23,710,273</u>	<u>4,175,346</u>	<u>27,885,619</u>
Internal Balances	<u>(3,001,492)</u>	<u>3,001,492</u>	<u>-</u>
Total receivables	<u>\$20,708,781</u>	<u>\$ 7,176,838</u>	<u>\$ 27,885,619</u>

Lycoming County has provided interest and non-interest bearing loans to component unit government and non-profit organizations. As of December 31, 2011 the balances of the loans are as follows:

Loans Receivable

General Fund:

Non-Profit Organizations:

Tiadaghton Gardens	\$145,400
Y.M.C.A.	77,682
Lycoming County Nursing Home Association	3,040,000

Component Units:

Recreation Authority	130,000
Lycoming County Water & Sewer Authority	6,911,965
Total Loans	<u>\$ 10,305,047</u>

County of Lycoming, Pennsylvania
Notes to the Financial Statements
For the Year Ended December 31, 2011

8. Property Taxes

The County's property tax is levied by resolution of the Board of Commissioners on real property located in the County. Assessed value of real property is generally 100% of the market value as determined by the Lycoming County Bureau of Assessment.

The estimated value of taxable real estate for 2011 was \$5,493,949,820 and the total assessed value was \$5,493,949,820.

The County is permitted by the Fifth Class County Code to levy real estate taxes up to 20 mills on every dollar of adjusted valuation for general County purpose exclusive of the requirement for payment of interest and principal on funded debt. The 2011 real estate millage was set at 4.75 mills, which means a property owner will pay \$4.75 for every \$1,000 of assessed valuation.

Property taxes for 2011 are attached as an enforceable lien on property as of January 1, and are levied on March 1. The County bills these taxes which are collected by the County and elected tax collectors. Taxes are payable as follows: 2% discount March through April 30; face amount May 1 through June 30; and a 10% penalty thereafter. The County also prepares interim billings, one in February and the other in August to collect on new properties assessed during the interim period.

The County also collects delinquent taxes on behalf of itself and other taxing bodies through the Tax Claim Bureau. Tax liens are filed on related property as soon as taxes become delinquent in the subsequent year. In 2011, tax liens exist for 2010, 2009 and 2008 delinquent taxes.

County of Lycoming, Pennsylvania
Notes to the Financial Statements
For the Year Ended December 31, 2011

9. Capital Assets

Capital Assets

Capital assets activity for the year ended December 31, 2011 are as follows:

A. Primary Government

	<u>Beginning Balance</u>	<u>Increases</u>	<u>Decreases</u>	<u>Ending Balances</u>
Governmental activities				
Capital assets not being depreciated:				
Land	\$ 3,031,863	\$ -	\$ -	\$ 3,031,863
Total capital assets not being depreciated	3,031,863	-	-	3,031,863
Capital assets being depreciated:				
Buildings	35,830,935	8,280	210,111	35,629,104
Improvements other than buildings	1,529,102	227,082	200,672	1,555,512
Machinery & Equipment	17,546,210	2,479,022	133,174	19,892,058
Infrastructure	10,700,226	1,207,642	268,234	11,639,634
Total capital assets being depreciated	65,606,473	3,922,026	812,191	68,716,308
Less accumulated depreciation for:				
Buildings	15,960,028	997,742	166,939	16,790,831
Improvements other than buildings	314,511	48,931	-	363,442
Machinery & Equipment	10,713,280	1,148,442	239,634	11,622,088
Infrastructure	3,733,699	344,238	-	4,077,937
Total accumulated depreciation	30,721,518	2,539,353	406,573	32,854,298
Total capital assets, being depreciated, (net)	34,884,955	1,382,673	405,618	35,862,010
Governmental activities capital assets (net)	<u>\$37,916,818</u>	<u>\$ 1,382,673</u>	<u>\$ 405,618</u>	<u>\$ 38,893,873</u>

Analysis of the increase in accumulated depreciation for the year.

Depreciation for the current year	\$ 2,482,374
Transfer of equipment from business type activity	56,979
Total increases in accumulated depreciation	<u>\$ 2,539,353</u>

County of Lycoming, Pennsylvania
Notes to the Financial Statements
For the Year Ended December 31, 2011

Business-type activity	<u>Beginning Balance</u>	<u>Increases</u>	<u>Decreases</u>	<u>Ending Balances</u>
Capital assets not being depreciated:				
Land	\$ 2,450,020	\$ -	\$ -	\$ 2,450,020
Construction in Progress	-	14,807,786	-	14,807,786
Total capital assets not being depreciated	<u>2,450,020</u>	<u>14,807,786</u>	<u>-</u>	<u>17,257,806</u>
Capital assets being depreciated:				
Buildings	18,300,542	-	114,498	18,186,044
Improvements other than buildings	43,908,067	355,866	6,003,907	38,260,026
Machinery & Equipment	24,317,345	1,228,359	343,775	25,201,929
Infrastructure	1,887,780	-	202,623	1,685,157
Total capital assets being depreciated	<u>88,413,734</u>	<u>1,584,225</u>	<u>6,664,803</u>	<u>83,333,156</u>
Less accumulated depreciation for:				
Buildings	8,872,771	561,725	9,855	9,424,641
Improvements other than buildings	31,530,942	1,090,269	380,141	32,241,070
Machinery & Equipment	12,239,567	1,866,865	311,670	13,794,762
Infrastructure	921,251	35,486	-	956,737
Total accumulated depreciation	<u>53,564,531</u>	<u>3,554,345</u>	<u>701,666</u>	<u>56,417,210</u>
Total capital assets, being depreciated, (net)	<u>34,849,203</u>	<u>(1,970,120)</u>	<u>5,963,137</u>	<u>26,915,946</u>
Business-type activity capital assets (net)	<u>\$ 37,299,223</u>	<u>\$ 12,837,666</u>	<u>\$ 5,963,137</u>	<u>\$ 44,173,752</u>

In 2011, certain capital assets that were initially recorded as depreciable assets were reclassified as construction in progress for projects that were still in the construction phase at December 31, 2011.

Depreciation expense was charged to functions / programs of the primary government as follows:

Governmental activities:	
General government	\$857,681
Judicial	94,921
Public works	340,416
Public safety	953,995
Human services	61,781
Culture & Recreation	65,613
Conservation & development	<u>107,967</u>
Total depreciation expense- governmental activities	<u>\$2,482,374</u>
Business-type activity:	
Waste disposal	<u>\$3,554,345</u>

County of Lycoming, Pennsylvania
Notes to the Financial Statements
For the Year Ended December 31, 2011

B. Component Units Capital Assets

Water & Sewer Authority

Property, plant and equipment by category at December 31, 2011, are as follows:

	<u>2011</u>
Land	\$ 884,657
Easements	195,010
Buildings	7,191,963
Land Improvements	3,430,633
Collection & Conveyance Systems	15,726,235
Processing & other Equipment	2,955,339
Office Equipment	93,118
Laboratory Equipment	49,494
Vehicles	533,636
Armstrong Twp.	1,128,892
Water System	<u>5,002,605</u>
	37,191,582
Construction in progress	<u>9,677,053</u>
	46,868,635
Less: Accumulated Depreciation	<u>(9,488,353)</u>
	<u><u>\$ 37,380,282</u></u>

Depreciation expense for the year ending December 31, 2011, was \$967,167.

County of Lycoming, Pennsylvania
Notes to the Financial Statements
For the Year Ended December 31, 2011

	<u>Balance 12/31/2010</u>	<u>Additions</u>	<u>Transfers / Deletions</u>	<u>Balance 12/31/2011</u>
Capital assets not being depreciated:				
Land	\$ 884,767	\$ -	\$ 110	\$ 884,657
Easements	195,010	-	-	195,010
Construction in Progress	<u>1,828,621</u>	<u>7,848,432</u>	<u>-</u>	<u>9,677,053</u>
Total capital assets not being depreciated	<u>2,908,398</u>	<u>7,848,432</u>	<u>110</u>	<u>10,756,720</u>
Capital assets being depreciated:				
Buildings	7,183,813	8,150	-	7,191,963
Land Improvements	3,423,736	6,897	-	3,430,633
Collection & Conveyance Systems	15,667,567	58,668	-	15,726,235
Processing & other Equipment	2,936,774	18,565	-	2,955,339
Office Equipment	71,086	25,669	3,637	93,118
Laboratory Equipment	49,494	-	-	49,494
Vehicles	240,888	292,758	10	533,636
Armstrong Twp.	1,128,892	-	-	1,128,892
Water System	<u>5,138,280</u>	<u>232,986</u>	<u>368,661</u>	<u>5,002,605</u>
Total capital assets being depreciated	<u>35,840,530</u>	<u>643,693</u>	<u>372,308</u>	<u>36,111,915</u>
Less accumulated depreciation	<u>8,990,114</u>	<u>967,167</u>	<u>468,928</u>	<u>9,488,353</u>
Total capital assets, being depreciated, (net)	<u>26,850,416</u>	<u>(323,474)</u>	<u>(96,620)</u>	<u>26,623,562</u>
Business-type activities capital assets (net)	<u>\$ 29,758,814</u>	<u>\$ 7,524,958</u>	<u>\$ (96,510)</u>	<u>\$ 37,380,282</u>

Recreation Authority

Property, plant and equipment by category at December 31, 2011, are as follows:

Leasehold Improvements	\$ 378,125
Equipment	<u>1,769,878</u>
Total	2,148,003
Accumulated Depreciation	<u>(1,503,438)</u>
Capital Assets, net	<u>\$ 644,565</u>

Depreciation expense for the year ending December 31, 2011, was \$91,059.

County of Lycoming, Pennsylvania
Notes to the Financial Statements
For the Year Ended December 31, 2011

A summary of changes in capital assets is as follows:

	Balance 12/31/2010	Additions	Deletions	Balance 12/31/2011
Leasehold Improvements	\$ 364,214	\$ 13,911	\$ -	\$ 378,125
Equipment	1,728,884	105,566	(64,572)	1,769,878
Total	2,093,098	119,477	(64,572)	2,148,003
Accumulated Depreciation	(1,461,951)	(91,059)	49,572	(1,503,438)
Capital Assets, net	<u>\$ 631,147</u>	<u>\$ 28,418</u>	<u>\$ (15,000)</u>	<u>\$ 644,565</u>

In November, 2006, the Authority transferred ownership of the White Deer Golf Course to the County of Lycoming in consideration of the County contributing \$3,835,000 to the refunding of the Authority's 1998 Revenue Bonds. The transfer included the land, land improvements and the building thereon.

Williamsport Municipal Airport Authority

At December 31, 2011, property, equipment and accumulated depreciation consist of the following:

	Cost	Accumulated Depreciation	Book Value
Land & Improvements	\$ 29,758,746	\$ 6,333,643	\$ 23,425,103
Building Improvements	6,612,114	1,871,581	4,740,533
Furniture, fixtures and equipment	2,619,552	1,766,654	852,898
Construction in progress	186,104	-	186,104
	<u>\$ 39,176,516</u>	<u>\$ 9,971,878</u>	<u>\$ 29,204,638</u>

Depreciation expense for the year ended December 31, 2011, was \$1,155,511.

Property and equipment by category at December 31, 2011, are as follows:

	Balance 12/31/2010	Additions	Transfers / Deletions	Balance 12/31/2011
Land & Improvements	\$ 22,740,094	\$ 3,029	\$ 7,015,623	\$ 29,758,746
Building Improvements	6,080,479	6,971	524,664	6,612,114
Furniture, fixtures and equipment	2,200,646	11,052	407,854	2,619,552
Construction in progress	6,615,533	1,711,325	(8,140,754)	186,104
	<u>\$ 37,636,752</u>	<u>\$ 1,732,377</u>	<u>\$ (192,613)</u>	<u>\$ 39,176,516</u>

County of Lycoming, Pennsylvania
Notes to the Financial Statements
For the Year Ended December 31, 2011

10. Interfund Receivables, Payables and Transfers

Interfund receivables and payables balances as of December 31, 2011, are as follows:

Due To / From Other Funds Fund	Due From Other Funds	Due To Other Funds
Major Funds:		
General Fund	\$ 2,240,849	\$ 3,614,312
Resource Management Services	3,001,492	-
Non-Major Funds:		
Domestic Relations IV-D	500,000	19,191
E.M.S.	-	14,913
911 Phone Tariff	-	795,620
911 Wireline	-	892,938
Highway Safety	-	25,797
PCCD JAIBG / AFTERCARE	-	2,550
Liquid Fuels	-	3,867
Community Development Block Grant	-	1,000
EDPS Flood Mitigation	-	29,587
EDPS Environmental Projects	2,998	330,958
EDPS Economic Development Fund	5,716	123,430
Growing Greener	-	6,747
HAVA	-	2,965
Trust and Agency Funds	113,128	308
Total	<u>\$ 5,864,183</u>	<u>\$ 5,864,183</u>

Advances To / From Other Funds Fund	Advances From Other Funds	Advances To Other Funds
Major Funds:		
General Fund	\$ 11,500	\$ -
Non-Major Funds:		
Trust and Agency Funds	-	11,500
Total	<u>\$ 11,500</u>	<u>\$ 11,500</u>

Component Units To / From Other Funds Fund	Due From Other Funds	Due To Other Funds
Primary Government:		
General Fund	\$ 347,109	\$ -
Component Units:		
Recreation Authority	-	267,267
Soil Conservation	-	79,752
Total	<u>\$ 347,109</u>	<u>\$ 347,019</u>

County of Lycoming, Pennsylvania
Notes to the Financial Statements
For the Year Ended December 31, 2011

These balances resulted from the time lag between the dates that (1) interfund goods and services are provided or reimbursement of expenditures occur, (2) transactions are recorded in the accounting system and payment between funds are made.

Interfund Transfer & Other Financing Sources & Uses

Other Financing Sources / Uses Interfund Transfers	Transfer In	Transfer Out
Funds		
Major Funds:		
General Fund	\$ 2,568,307	\$ 2,710,985
Resource Management Services	-	2,531,218
Non-Major Funds:		
911 Wireline	-	250,000
J.A.I.B.G. / Aftercare	62,357	-
Flood Mitigation	10,000	-
EDPS Environmental Fund	22,403	-
EDPS Economic Development Fund	23,457	-
Growing Greener	-	25,749
Farm Easement Program	50,000	-
Debt Service Funds	2,818,517	-
Capital Projects Fund	-	24,045
LERMS	-	13,044
Total	<u>\$ 5,555,041</u>	<u>\$ 5,555,041</u>

Transfers are used to (1) move revenues from the fund that statute or budget requires to collect them to the fund that statute or budget requires to expend them, (2) move unrestricted revenue collected to finance various programs accounted for in other funds in accordance with budgetary authorizations.

11. Commitments

1: County Operating Leases

The County currently leases building space for three of its District Magistrates.

All of these leases are classified as operating leases with expiration dates extending from 2011 through 2014.

County of Lycoming, Pennsylvania
Notes to the Financial Statements
For the Year Ended December 31, 2011

The following is a schedule of future minimum payments for operating leases with initial or remaining terms in excess of one year as of December 31, 2011.

Year Ended December 31, 2011

2012	\$	69,063
2013		46,293
2014		17,474
		<u>132,830</u>

2: The County has entered into the following additional agreements:

1. With Highway equipment to purchase a new skid steer in the amount of \$53,610.
2. With CDW-G in the amount of \$68,994 as part of the COPS Wireless project.
3. With Recycling Equipment Corp for a Cardboard Baler for \$152,780.
4. With Bassett Engineering for bridge inspections in the amount of \$52,380.
5. With Screen Services, LLC in the amount of \$63,719 for a 2011 diesel powered, Radial Stacker and accessories.
6. With KC Construction for work to Field 11 at RMS with a balance due of \$950,862.
7. With Lobar Inc. in the amount of \$5,711,200 for Leachate Storage Tank construction.
8. With Worth & Company, Inc. for an HVAC upgrade at the Prison with a balance remaining of \$86,358.

Recreation Authority

On November 2, 2006, the Authority entered into a lease agreement with the County of Lycoming for the lease of the White Deer Golf Course. The lease is 30 years and is payable annually. The lease expense for the current year ending December 31, 2011, was \$245,396.

2012	\$	242,246
2013		244,097
2014		245,653
2015		242,052
2016		243,427
2017-2021		1,213,413
2022-2026		1,212,210
2027-2031		1,212,550
2032-2036		1,216,313
		<u>\$ 6,071,961</u>

County of Lycoming, Pennsylvania
Notes to the Financial Statements
For the Year Ended December 31, 2011

12. LEASES

The County of Lycoming currently receives lease income from twenty cancelable and non-cancelable leases with varying cancellation clauses, expiration dates and monthly leases. Future minimum rents receivable that have initial or remaining terms in excess of one year are:

Summary of County Leases

	<u>County Office Buildings</u>	<u>White Deer Golf Course</u>	<u>Total</u>
2012	\$ 1,902,411	\$ 242,246	\$ 2,144,657
2013	1,589,843	244,097	1,833,940
2014	810,094	245,653	1,055,747
2015	26,268	242,052	268,320
2016	256	243,427	243,683
2017-2021	-	1,213,413	1,213,413
2022-2026	-	1,212,210	1,212,210
2027-2031	-	1,212,550	1,212,550
2032-2036	-	1,216,313	1,216,313
	\$ 4,328,872	\$ 6,071,961	\$ 10,400,833

The cost and carrying value of the leased facilities is \$16,146,587 and the depreciation expense is \$480,636.

13. Long-Term Liabilities

A. General Obligation Bonds and Notes

The County issues general obligation bonds and notes to provide for the acquisition and construction of major facilities. General obligation bonds and notes are direct obligations and pledge the full faith and credit of the government.

1. 2003 General Obligation Bonds – Proceeds used to refund the 1993 General Obligation Bonds.
2. 2006 General Obligation Bonds – Proceeds used to purchase the Land and buildings of the White Deer Golf Course.
3. 2007 General Obligation Bonds -
 Series A in the amount of \$7,530,000 was used to repay the Washington County Bond Pool.
 Series B in the amount of \$13,840,000 was used to repay the 2006 General Obligation Note used to purchase the T&C Plaza.
4. 2009 General Obligation Bonds – Proceeds used to do a partial refunding of the 1998 General Obligation Bonds and cover the issuance costs of the Bonds.

County of Lycoming, Pennsylvania
Notes to the Financial Statements
For the Year Ended December 31, 2011

5. 2009 General Obligation Revolving Note- On September 22nd the County entered into an agreement with Citizens & Northern Bank for a \$20,000,000 General Obligation Revolving Note maturing on August 15, 2012. This note will be used to provide temporary financing for several County capital projects scheduled over the next few years. There is no outstanding balance on this line of credit as of December 31, 2011.
6. 2009 General Obligation Clean Renewable Energy Bonds, Series of 2009 – Proceeds used for the acquisition and construction of a facility for the production of electricity from gas derived from the biodegradation of municipal solid waste at the County landfill and to cover the issuance costs of the Bonds.
7. 2010 General Obligation Bonds – Proceeds will be used to construct 3 telecommunication towers, to purchase auxiliary/ancillary system equipment for the towers, complete the Halls Station water program, complete the TRIP water and sewer project, expand the Emergency Operation Center, complete a leachate force main at the county landfill, complete a gas flare and piping project at the county landfill, and complete a new access road to the Williamsport Area Regional Airport.

County of Lycoming General Obligation Bonds

	Interest Rates	Final Maturity	Amount of Original Issue	Outstanding Balance 12/31/2011
Governmental activities				
2003 Bond Issue	2.65 - 5.00	2016	\$ 6,610,000	\$ 3,040,000
2006 Bond Issue	3.50 - 4.25	2036	3,955,000	3,730,000
2007 Bond Issue-Series A	3.50 - 4.60	2037	1,194,589	1,107,359
2007 Bond Issue-Series B	5.375 - 6.65	2038	13,840,000	13,105,000
2009 Bond Issue	4.50 - 5.00	2022	2,870,000	2,500,000
2010 Bond Issue	5.099 - 6.599	2040	10,645,289	10,571,065
			<u>\$ 39,114,878</u>	<u>\$ 34,053,424</u>
Business-type activity				
2007 Bond Issue-Series A	3.50 - 4.60	2037	\$ 6,335,411	\$ 5,872,641
2009 CREB Bond	2.75	2024	2,375,000	1,929,686
2010 Bond Issue	5.099 - 6.599	2040	2,979,711	2,958,935
			<u>\$ 11,690,122</u>	<u>\$ 10,761,262</u>

County of Lycoming, Pennsylvania
Notes to the Financial Statements
For the Year Ended December 31, 2011

B. Changes in Long Term Debt

The following summary reflects the changes in the long-term obligations payable for the year ended December 31, 2011.

	<u>Balance 12/31/2010</u>	<u>Additions</u>	<u>Reductions</u>	<u>Balance 12/31/2011</u>	<u>Due Within One Year</u>
<u>Governmental activities:</u>					
Bonds payable:					
2003 Bond Issue	\$ 3,565,000	\$ -	\$ 525,000	\$ 3,040,000	\$ 550,000
2006 Bond Issue	3,820,000	-	90,000	3,730,000	90,000
2007 Bond Issue-Series A	1,130,356	-	22,997	1,107,359	23,790
2007 Bond Issue-Series B	13,305,000	-	200,000	13,105,000	210,000
2009 Bond Issue	2,690,000	-	190,000	2,500,000	195,000
2010 Bond Issue	10,637,476	-	66,411	10,571,065	70,318
Total bonds payable	<u>35,147,832</u>	<u>-</u>	<u>1,094,408</u>	<u>34,053,424</u>	<u>1,139,108</u>
Post employment benefits	7,631,525	3,743,649	-	11,375,174	-
Compensated absences	627,905	17,229	-	645,134	453,246
Governmental activities long-term liabilities	<u>\$ 43,407,262</u>	<u>\$ 3,760,878</u>	<u>\$ 1,094,408</u>	<u>\$ 46,073,732</u>	<u>\$ 1,592,354</u>
	<u>Balance 12/31/2010</u>	<u>Additions</u>	<u>Reductions</u>	<u>Balance 12/31/2011</u>	<u>Due Within One Year</u>
<u>Business-type activity:</u>					
2007 Bond Issue-Series A	\$ 5,994,644	\$ -	\$ 122,003	\$ 5,872,641	\$ 126,210
2009 CREB Bond	2,078,124	-	148,438	1,929,686	148,438
2010 Bond Issue	2,977,524	-	18,589	2,958,935	19,683
Total bonds payable	<u>11,050,292</u>	<u>-</u>	<u>289,030</u>	<u>10,761,262</u>	<u>294,331</u>
County Vacation/ Holiday Accrual	138,568	-	8,359	130,209	85,673
Long term Post & Field Closure liabilities	<u>48,997,332</u>	<u>3,708,446</u>	<u>-</u>	<u>52,705,778</u>	<u>-</u>
Business-type activity long-term liabilities	<u>\$ 60,186,192</u>	<u>\$ 3,708,446</u>	<u>\$ 297,389</u>	<u>\$ 63,597,249</u>	<u>\$ 380,004</u>

Compensated absences and Post employment benefits are generally liquidated by the general fund for governmental activities and the enterprise fund for business activities.

County of Lycoming, Pennsylvania
Notes to the Financial Statements
For the Year Ended December 31, 2011

C. Amortization of General Obligation Bonds

The requirements to amortize the County general obligation bonds outstanding as of December 31, 2011, including interest payments for the next five years and for five year periods thereafter are as follows:

Year Ending December 31	Governmental Activities		Business-type Activity	
	<u>Principal</u>	<u>Interest</u>	<u>Principal</u>	<u>Interest</u>
2012	\$ 1,139,108	\$ 1,677,173	\$ 294,331	\$ 414,106
2013	1,190,994	1,627,704	297,444	404,960
2014	1,240,694	1,575,270	302,745	395,703
2015	1,294,300	1,519,440	309,138	386,262
2016	1,360,093	1,461,636	313,345	376,602
2017-2021	3,906,807	6,674,937	1,670,378	1,725,004
2022-2026	4,646,770	5,675,778	1,838,541	1,411,502
2027-2031	5,849,453	4,413,590	1,770,547	1,067,488
2032-2036	7,573,721	2,686,215	2,181,279	659,338
2037-2040	5,851,485	610,922	1,783,515	162,616
Total	<u>\$ 34,053,424</u>	<u>\$ 27,922,664</u>	<u>\$ 10,761,262</u>	<u>\$ 7,003,580</u>

Governmental Activities

Years	2003 Bonds	2006 Bonds	2007 Bonds	2009 Bonds	2010 Bonds
	<u>Principal</u>	<u>Principal</u>	<u>Principal</u>	<u>Principal</u>	<u>Principal</u>
2012	\$ 550,000	\$ 90,000	\$ 233,790	\$ 195,000	\$ 70,318
2013	580,000	95,000	244,583	205,000	66,411
2014	605,000	100,000	260,376	205,000	70,318
2015	635,000	100,000	271,169	210,000	78,131
2016	670,000	105,000	286,962	220,000	78,131
2017-2021	-	585,000	1,681,463	1,195,000	445,344
2022-2026	-	710,000	2,221,355	270,000	1,445,415
2027-2031	-	870,000	2,967,591	-	2,011,862
2032-2036	-	1,075,000	4,041,515	-	2,457,206
2037-2040	-	-	2,003,555	-	3,847,930
Total	<u>\$ 3,040,000</u>	<u>\$ 3,730,000</u>	<u>\$ 14,212,359</u>	<u>\$ 2,500,000</u>	<u>\$ 10,571,065</u>

County of Lycoming, Pennsylvania
Notes to the Financial Statements
For the Year Ended December 31, 2011

Governmental Activities

<u>Years</u>	<u>2003 Bonds</u> <u>Interest</u>	<u>2006 Bonds</u> <u>Interest</u>	<u>2007 Bonds</u> <u>Interest</u>	<u>2009 Bonds</u> <u>Interest</u>	<u>2010 Bonds</u> <u>Interest</u>
2012	\$ 152,000	\$ 152,246	\$ 867,368	\$ 83,519	\$ 422,040
2013	124,500	149,096	855,248	79,131	419,729
2014	95,500	145,653	842,563	74,006	417,548
2015	65,250	142,053	829,044	67,856	415,237
2016	33,500	138,428	814,959	62,081	412,668
2017-2021	-	628,413	3,827,658	196,531	2,022,335
2022-2026	-	502,210	3,284,197	10,800	1,878,571
2027-2031	-	342,550	2,543,239	-	1,527,801
2032-2036	-	141,313	1,465,889	-	1,079,013
2037-2040	-	-	196,612	-	414,310
Total	<u>\$ 470,750</u>	<u>\$ 2,341,962</u>	<u>\$ 15,526,776</u>	<u>\$ 573,924</u>	<u>\$ 9,009,252</u>

Business-type activity

<u>Years</u>	<u>2007 Bonds</u> <u>Principal</u>	<u>2009 CREB Bonds</u> <u>Principal</u>	<u>2010 Bonds</u> <u>Principal</u>	<u>2007 Bonds</u> <u>Interest</u>	<u>2009 CREB Bonds</u> <u>Interest</u>	<u>2010 Bonds</u> <u>Interest</u>
2012	\$ 126,210	\$ 148,438	\$ 19,683	\$ 242,907	\$ 53,066	\$ 118,133
2013	130,417	148,438	18,589	238,490	48,984	117,486
2014	134,624	148,438	19,683	233,925	44,902	116,875
2015	138,831	148,438	21,869	229,213	40,820	116,229
2016	143,038	148,438	21,869	224,354	36,738	115,509
2017-2021	803,537	742,185	124,656	1,036,473	122,461	566,070
2022-2026	988,645	445,311	404,585	861,181	24,492	525,829
2027-2031	1,207,409	-	563,138	639,843	-	427,645
2032-2036	1,493,485	-	687,794	357,313	-	302,025
2037-2040	706,445	-	1,077,070	46,647	-	115,969
Total	<u>\$ 5,872,641</u>	<u>\$ 1,929,686</u>	<u>\$ 2,958,935</u>	<u>\$ 4,110,346</u>	<u>\$ 371,464</u>	<u>\$ 2,521,770</u>

D. Guaranty Agreement

Under a Guaranty Agreement dated November 2011, between the County and the Lycoming County Recreation Authority, the County agreed to guarantee the debt of the Authority, and if necessary, to assist them in their debt obligations on their 2011 refunding issue in the amount of \$4,525,000. The balance as of December 31, 2011, was \$4,420,000.

E. Advance and current refundings

In prior years, the County defeased some of its outstanding bond issues, accordingly, the various trust account assets and defeased bond liabilities are not included in the County's financial statements. The principal balance of defeased bonds outstanding as of December 31, 2011, is as follows:

County of Lycoming, Pennsylvania
Notes to the Financial Statements
For the Year Ended December 31, 2011

<u>Refunded Bond Series</u>	<u>Governmental Activities</u>	<u>Business Type Activities</u>
2003 Bonds	\$3,040,000	\$0

F. Legal debt limit

The County's legal debt margin at December 31, 2011, computed in accordance with the Commonwealth of Pennsylvania's Local Government Unit Debt Act of 1972, as amended, is approximately \$174,827,644 for general obligation bonds. The County is in compliance with all applicable debt covenants at December 31, 2011.

G. Component unit's debt

Lycoming County Water & Sewer Authority

The following is a summary of changes in long-term debt for the year ended December 31, 2011

	Balance 12/31/2010	Additions	Reductions	Balance 12/31/2011	Due Within One Year
PennWorks	\$ 1,753,292	\$ -	\$ 91,691	\$ 1,661,601	\$ 93,541
Village Water Co	23,848		23,848	-	-
Guaranteed Sewer Revenue Bonds					
Series of 2009	11,170,000	-	740,000	10,430,000	760,000
Series of 2011	-	14,735,000	-	14,735,000	90,000
Total amortizing	12,947,140	14,735,000	855,539	26,826,601	943,541
Excess Capacity Agreement					
Principal	3,877,967	-	-	3,877,967	-
Interest	2,100,411	85,046	-	2,185,457	-
Subtotal	5,978,378	85,046	-	6,063,424	-
Due to Primary Government					
2007 Loan	142,034	-	-	142,034	-
2009 Loan	207,150	-	-	207,150	-
2010 Loan	100,000	-	-	100,000	-
2010 Loan	592,000	-	-	592,000	-
2011 Loan	-	1,992,814	-	1,992,814	-
Subtotal	1,041,184	1,992,814	-	3,033,998	-
Total non-amortizing	7,019,562	2,077,860	-	9,097,422	-
Total	\$ 19,966,702	\$ 16,812,860	\$ 855,539	\$ 35,924,023	\$ 943,541

County of Lycoming, Pennsylvania
Notes to the Financial Statements
For the Year Ended December 31, 2011

Excess Capacity Agreement – On June 5, 1997, the County and the Authority entered into a capital contribution and excess capacity agreement whereby the County would make a capital contribution of \$3,690,000 to the construction of the Montoursville Regional Sewer System in order to reserve and purchase capacity for future expansion within the county. On July 23, 1998, this loan was refinanced and a new loan in the amount of \$3,960,000 was established. Upon allocation of the excess capacity the authority shall repay to the County the full amount of its capital contribution plus interest.

The principal balance outstanding for the excess capacity loan as of December 31, 2011, was \$3,877,967 and cumulative interest accrued as a liability for the outstanding loan balance was \$2,185,457.

PennWorks Loan – Halls Station Water Loan – In 2007, the Authority entered into an agreement with the Pennsylvania Water Supply and Wastewater Infrastructure Program (“PennWorks”) with a maximum loan amount available of \$2,269,886. The proceeds of this note were used for the construction of a water supply system for the supply, treatment, storage or distribution of water. The loan is due in monthly payments of \$10,493 including principal and interest at 2.00% per annum through April 1, 2027, secured by a pledge of all Authority revenues and receipts generated from or by this project.

Guaranteed Sewer Revenue Bonds, Series of 2009 – In 2009, the Authority issued its Guaranteed Sewer Revenue Bonds, Series of 2009, in the face amount of \$12,555,000, bearing interest at rates ranging from 3.00% to 4.20% per annum, maturing on November 15, 2023, guaranteed by the County. The proceeds from the sale of the Bonds were used for the purposes of (1) retiring a loan in the outstanding principal amount of \$11,165,000 made by the County of Lycoming, Pennsylvania to the Authority in 1998, and redeeming related general obligation bonds of the County of Lycoming, Pennsylvania, (2) retiring a short term loan to the Authority from Sovereign Bank in the outstanding principal amount of \$757,000; (3) retiring an outstanding loan to the Authority from PennVest in the outstanding principal amount of \$75,500; (4) making improvements to public sanitary sewer facilities of the Authority, including the acquisition of land; and (5) paying the costs of issuing the Bonds.

Guaranteed Sewer Revenue Bonds, Series of 2011 – In 2011, the Authority issued its Guaranteed Sewer Revenue Bonds, Series of 2011, in the face amount of \$14,735,000, bearing interest at rates ranging from 2.00% to 5.00% per annum, maturing on November 15, 2041, guaranteed by the County. Of the \$14,735,000 face amount of the bonds, \$13,660,000 is term bonds due in various installments between 2025 and 2041. The proceeds from the sale of the Bonds were used/will be used for the purposes of (1) construction of improvements to the Montoursville Regional Wastewater Treatment Plant owned and operated by the Authority; (2) construction of a new office/garage/storage building for the Authority’s operations; (3) paying capitalized interest on the Bonds; and (4) paying the costs of issuing the Bonds.

Due To Primary Government – In 2011, the County of Lycoming and the Authority entered into a “LCWSA Regional Water System Design and Implementation Activities” agreement, whereby the County loaned the Authority \$2,034,000 in order to advance the design of a regional water system. This agreement specifically addresses work to be accomplished in 2011. There are

County of Lycoming, Pennsylvania
Notes to the Financial Statements
For the Year Ended December 31, 2011

no stated interest rates or repayment terms as the County expects payments at a future unspecified date based on the outcome of the project(s); however subsequent to year-end, the County and the Authority began negotiations to specify formal repayment terms. Such terms would increase the maximum amount of the loan to \$2,868,186 and include semi-annual payments of principal and interest at rates ranging from 3.31% to 4.29% maturing in 2043. At December 31, 2011, the Authority recorded \$195,032 as accrued interest on this loan.

In 2010, the County and the Authority entered into a "Muncy Montoursville Regional Water System and Implementation Activities for 2010" agreement, whereby the County loaned the Authority \$592,000 in order to advance the design of various future phases of the Authority's public water system. This agreement specifically addresses work to be accomplished in 2010. There are no stated interest rates or repayment terms as the County expects payments at a future unspecified date based on the outcome of the projects.

Also during 2010, the County loaned the Authority \$100,000 to continue development of the Authority's strategic plan to enable the Authority to provide additional services to municipalities throughout Lycoming County. There are no formal repayment terms on this agreement and the note bears no interest.

In 2007 and 2009, the County and the Authority entered into various agreements, whereby certain funds were advanced to the Authority by the County in the aggregate amount of \$349,184. There are no stated interest rates or repayment terms as the County expects payments at a future unspecified date based on the Authority's ability to repay the amounts owed.

Line of Credit

The Authority has an operating line of credit with Sovereign Bank in an amount not to exceed \$850,000, due and payable within one year, including principal and interest at the Bank's Prime Rate (3.25% as of December 31, 2011) subject to annual renewal by the Bank. The outstanding balance on this line of credit at December 31, 2011 and 2010 was \$496,823 and \$217,009, respectively.

County of Lycoming, Pennsylvania
Notes to the Financial Statements
For the Year Ended December 31, 2011

The annual requirement to amortize long-term debt at December 31, 2011, is as follows:

Long Term Debt	Principal	Interest	Total
2012	\$ 943,541	\$ 1,061,971	\$ 2,005,512
2013	965,429	1,035,483	2,000,912
2014	992,356	1,008,357	2,000,713
2015	1,024,321	980,442	2,004,763
2016	1,051,325	951,636	2,002,961
2017-2021	5,763,144	4,238,358	10,001,502
2022-2026	5,034,691	3,194,031	8,228,722
2027-2031	4,961,794	2,225,340	7,187,134
2032-2036	4,960,000	935,500	5,895,500
2037-2041	1,130,000	175,000	1,305,000
Total	<u>\$ 26,826,601</u>	<u>\$ 15,806,118</u>	<u>\$ 42,632,719</u>

Recreation Authority

The following is a summary of changes in long-term debt for the year ended December 31, 2011

	<u>Balance 12/31/2010</u>	<u>Additions</u>	<u>Reductions</u>	<u>Amortization</u>	<u>Balance 12/31/2011</u>	<u>Due Within One Year</u>
Bonds payable	\$ 4,260,000	\$ 4,525,000	\$ 4,365,000	\$ -	\$ 4,420,000	\$ 235,000
Notes payable	1,149,322	85,000	12,349	-	1,221,973	15,903
Subtotal	5,409,322	4,610,000	4,377,349	-	5,641,973	250,903
Less: Loss on refunding	(258,121)	(135,684)	-	35,678	(358,127)	-
Total	<u>\$ 5,151,201</u>	<u>\$ 4,474,316</u>	<u>\$ 4,377,349</u>	<u>\$ 35,678</u>	<u>\$ 5,283,846</u>	<u>\$ 250,903</u>

The annual requirements to amortize long-term debt as of December 31, 2011, are as follows:

	<u>Principal</u>	<u>Interest</u>	<u>Total</u>
2012	\$ 250,903	\$ 115,902	\$ 366,805
2013	256,800	112,068	368,868
2014	262,748	108,120	370,868
2015	263,749	104,301	368,050
2016	388,451	100,270	488,721
2017-2021	1,330,000	419,060	1,749,060
2022-2026	2,554,322	221,380	2,775,702
2027	335,000	12,060	347,060
	<u>\$ 5,641,973</u>	<u>\$ 1,193,161</u>	<u>\$ 6,835,134</u>

County of Lycoming, Pennsylvania
Notes to the Financial Statements
For the Year Ended December 31, 2011

The balance of long-term debt as of December 31, 2011, consists of:

Bonds payable:

#1 Guaranteed Revenue Bonds Series of 2006 due in varying semi-annual installments including interest at 3.5% to 4.125% per annum, final maturity December 15, 2027. The outstanding balance as of December 31, 2011 is \$0. In October 2011, the Authority issued \$4,525,000 of Guaranteed Revenue Bonds Series of 2011 for the purpose of refunding the outstanding Guaranteed Revenue Bonds Series of 2006 totaling \$4,260,000. The Guaranteed Revenue Bonds Series of 2006 were retired on December 15, 2011. The Authority completed the refunding to reduce its total debt service payments by \$140,953.

#2 Guaranteed Revenue Bonds Series of 2011 due in varying semi-annual installments including interest at 1.25% to 3.60% per annum, final maturity December 15, 2027. The outstanding balance as of December 31, 2011, is \$4,420,000.

Notes payable:

#1 Unsecured, non-interest bearing note payable to County of Lycoming, Pennsylvania, maturing November 2016 in the amount of \$130,000.

#2 Unsecured, non-interest bearing note payable to County of Lycoming, Pennsylvania, in the amount of \$1,019,322.

Industrial Development Authority

The following is a summary of changes in long-term debt for the year ended December 31, 2011

	<u>Balance 12/31/2010</u>	<u>Additions</u>	<u>Reductions</u>	<u>Balance 12/31/2011</u>	<u>Due Within One Year</u>
1998 bond	\$ 2,430,000	\$ -	\$ 255,000	\$2,175,000	\$ 270,000
Revenue bonds	168,000	-	168,000	-	-
Total	<u>\$ 2,598,000</u>	<u>\$ -</u>	<u>\$ 423,000</u>	<u>\$2,175,000</u>	<u>\$ 270,000</u>

Bonds Payable

Series 1998 – Revenue Bonds consisting of Series A and C in the amounts of \$1,905,000, and \$1,000,000, respectively. Interest is computed at variable rates (0.49% to 0.25% during 2011) with interest payments due semi-annually in March and September. The bonds mature in 2018.

County of Lycoming, Pennsylvania
Notes to the Financial Statements
For the Year Ended December 31, 2011

Principal and interest payments for the next five years and thereafter are as follows:

Bonds Payable
Series of 1998

	<u>Principal</u>	<u>Interest</u>	<u>Total</u>
2012	\$ 270,000	\$ 8,702	\$ 278,702
2013	280,000	7,622	287,622
2014	285,000	6,502	291,502
2015	305,000	5,322	310,322
2016	325,000	4,101	329,101
2017-2018	710,000	4,241	714,241
Total	<u>\$ 2,175,000</u>	<u>\$ 36,490</u>	<u>\$ 2,211,490</u>

Revenue note Series of 2001 Series A, was issued in December 2001, in the amount of \$1,680,000. Interest is based on one-month LIBOR plus 155 basis points times 83%. The principal balance of Series A is due in 60 consecutive monthly installments of \$14,603.50 beginning January, 2002. Payment of interest is due beginning January, 2002 and is payable on the unpaid balance.

14. Estimated Reclamation Cost for Field and Post Closure

The Lycoming County landfill operations has a total estimated capacity of 9,479,500 tons with the total estimated capacity used of 9,069,200 tons (96%) leaving as of December 31, 2011, an estimated remaining tonnage of 410,300 tons or an estimated 1.2 remaining years per the consulting engineers' 2011 annual report. The County is currently constructing Field 11 which will extend the useful life of the landfill.

A. Estimated Reclamation Cost for Landfill Field Closure

The estimated cost of reclamation in connection with landfill operations is accrued on the units-of-production method as the estimated landfill tonnage capacity is utilized. These reclamation costs are the capping expenses of fields 1 to 10 based on a three-foot native clay soil cover, topsoil and seeding of 34 acres as estimated by the consulting engineers.

State and Federal laws and regulations require that the County of Lycoming must place a final cover on fields 1 to 10 on or before site closure. In addition to operating expenses related to the current activities of the landfill, an expense provision and a related liability are being recognized based on the future field closure cost that will be incurred near or after the date the landfill no longer accepts waste. Based on the 2011 engineer's report, the County will need an estimated \$19,753,781 to meet its field closure requirements. The estimated liability for landfill field closure as of 12/31/2011 is projected to be \$18,903,706 with the remaining balance of the liability estimated at \$850,075 to be recognized as field closure expenses between 2011 and the estimated site closure in 2013. The County currently uses the units of production method to record the annual liability and expense which is calculated at \$2.07 per ton of waste processed at the site using the estimated remaining tonnage of 410,300 tons of waste products.

County of Lycoming, Pennsylvania
Notes to the Financial Statements
For the Year Ended December 31, 2011

The County is funding the field closure liability by utilizing a combination of user fees and investment earnings. As of the end of the current fiscal year, the County has accumulated funding of \$24,547,344 (fair value) toward field closure. The remaining portion of the over funded liability in the amount of \$4,793,563 (fair value) will be used to cover increases over the remaining site life. Any additional cost that may arise from inflation or changes in field closure requirements will be covered by increases in future landfill user fees, taxpayer subsidies or both.

<u>Field Closure Cost</u>	<u>12/31/2011</u>	
	<u>Accrued Liability</u>	<u>Liability Funded At Fair Value</u>
Required Liability / Funding to April 2013	\$ 19,753,781	\$ 19,753,781
Accrued Liability 12/31/11	18,903,706	18,903,706
Cash and Investments at 12/31/11		
County Closure Cash	-	4,096,367
County Closure U.S. Government Securities	-	15,886,061
County Closure Long Term C/D	-	4,564,916
Total Current G/L Balances 12/31/11	<u>-</u>	<u>24,547,344</u>
Over/(Under) as of 12/31/2011		<u>\$ 5,643,638</u>
Over/(Under) as of April 2013	<u>\$ (850,075)</u>	<u>\$ 4,793,563</u>

B. Estimated Post-Closure Maintenance Costs for the County Landfill

The estimated post closure maintenance cost for the County landfill represents the capital and operating expenses for the existing and re-permitted facility under the current Pennsylvania Department of Environmental Protection (DEP) and the Environmental Protection Agency (EPA) regulations. Post closure costs as estimated by the consulting engineers would include final cover excavation, transport, placement and revegetation of the entire site. Maintenance cost for the landfill after closure will include cover repair, soil and erosion control, terracing, revegetation, geosynthetic placement, leachate treatment and breakout repair.

State and Federal laws and regulations require that the County of Lycoming must maintain and monitor the landfill site for a period of thirty years after closure. In addition to operating expenses related to the current activities of the landfill, an expense provision and a related liability are being recognized based on the future post closure costs that will be incurred near or after the date the landfill no longer accepts waste. Based on the 2011 engineer's report, the County will need an estimated \$37,620,000 to meet its future post closure requirements. The estimated liability for landfill post closure as of 12/31/2011 is projected to be \$33,802,071 with the remaining balance of the liability estimated at \$3,817,929 to be recognized as post closure expenses between 2011 and the estimated site closure in 2013. The County currently uses the units of production method to record the annual liability and expense which is calculated at

County of Lycoming, Pennsylvania
Notes to the Financial Statements
For the Year Ended December 31, 2011

\$9.31 per ton of waste processed at the site using the estimated remaining tonnage of 410,300 tons of waste products.

The County is funding the post closure liability by utilizing a combination of user fees and investment earnings. At the close of the current fiscal year, the County has accumulated \$38,882,678 (fair value) toward post closure. The remaining portion of the over funded liability in the amount of \$1,262,678 (fair value) will be used to cover increases over the remaining site life. Any additional cost that may arise from inflation or changes in field closure requirements will be covered by increases in future landfill user fees, taxpayer subsidies or both.

<u>Post Closure Cost</u>	<u>12/31/2011</u>	
	<u>Accrued Liability</u>	<u>Liability Funded At Fair Value</u>
Required Liability / Funding to April 2013	\$ 37,620,000	\$ 37,620,000
Accrued Liability 12/31/11	33,802,071	33,802,071
Cash and Investments at 12/31/11		
Cash	-	44,784
Long Term C/Ds	-	5,661,157
County Closure 1997 GIC	-	4,960,000
County Closure U.S. Government Securities	-	5,348,083
State Closure C/D s	-	10,125,530
State Closure U.S. Government Securities	-	12,743,124
Total Current G/L Balances 12/31/11	<u>-</u>	<u>38,882,678</u>
Over/(Under) as of 12/31/2011		<u>\$ 5,080,607</u>
Over/(Under) as of April 2013	<u>\$ (3,817,929)</u>	<u>\$ 1,262,678</u>

15. Joint Ventures

Lycoming-Clinton Mental Health and Mental Retardation Joinder Board administers and coordinates mental health and mental retardation programs to provide for treatment, care and vocational and social rehabilitation of the mentally ill and mentally retarded residents of Lycoming and Clinton Counties. Funding for the programs is provided largely by various Federal and State grants with the balance being made up through the County match and user charges. The governing body consists of the Board of Commissioners of Lycoming and Clinton Counties which allow each County 50% control.

County of Lycoming, Pennsylvania
Notes to the Financial Statements
For the Year Ended December 31, 2011

Statement of Net Assets as of 06/30/11

Assets:	
Cash and cash equivalents	\$ 4,858,067
Receivables (net of allowance)	6,791,175
Loan receivable	3,342
Prepaid Assets	424,130
Capital assets (net of depreciation)	485,076
Total assets	12,561,790
Liabilities:	
Accounts payable	\$ 6,236,215
Payroll taxes payable	514,909
Unearned revenues	5,104,541
Line of Credit Payable	200,000
Long term liabilities	
Due within more than one year	330,380
Total liabilities	12,386,045
Net Assets	
Investment in capital assets net of related debt	485,076
Unrestricted	(309,331)
	\$ 175,745

Financial statements for the MH/MR Joint Venture can be obtained at their administrative office Monday through Friday during normal working hours:

Administrative Office
 Lycoming-Clinton Joinder Board
 200 East Street
 Williamsport, Pa. 17701

16. Risk Management

The County is exposed to various risks of loss related to torts, theft of, damage to and destruction of assets, error and omission, injuries to employees and natural disasters which have in the past been covered by a combination of private carriers and County self insurance. In 1998, the County became a member PCoRP (Pennsylvania County Risk Pool) which was created in the mid-1980's by the County Commissioners Association of Pennsylvania. Lycoming County coverage under PCoRP consists of the following:

1. Property/Inland Marine/Auto Physical Damage
2. General Liability
3. Law Enforcement Liability
4. Auto Liability
5. Public Officials Errors/Omissions Liability
6. Crime Coverage
7. Boiler and Machinery
8. Flood and Earthquake

County of Lycoming, Pennsylvania
Notes to the Financial Statements
For the Year Ended December 31, 2011

Under this coverage each member of PCoRP has its own maintenance deductible, and then PCoRP self-insures the first \$100,000 before the specific excess coverage is utilized. The purpose is to self-insure the usual and expected losses while implementing strong risk management controls to contain those losses.

Each year member counties make their payments to PCoRP in June. The two major components of the payment are the insurance cost relating to provisions of coverage through PCoRP, and a loss fund contribution. Loss fund monies stay with PCoRP and are invested and used to pay claims up to the self-insure retention (SIR) limit of the loss fund, which is currently \$100,000. Each member's share of the loss fund is determined based on their past year's claims history. Payments for amounts of claims above the \$100,000 layer are made by PCoRP reinsurers. Also, the entire loss fund for each policy is reinsured for \$1,000,000.

There have been no significant reductions in insurance coverage over the last several years, and settled claims have not exceeded the commercial coverage in those years. As of the latest PCoRP financial statements dated December 31, 2011, the County has had no additional assessments to the loss fund. In the event PCoRP's assets are not sufficient to meet its obligations to pay its member's claims, PCoRP, as a public entity risk pool, has the ability to retroactively assess its member's additional premiums to cover any short fall.

The County has purchased from another insurance company Pollution and Remediation Legal Liability policy commencing December 1999 with a retroactive date of December 1998 with coverage of \$1,000,000 for each loss, remediation expense or legal defense expense for \$2,000,000 for all total loss, remediation expense, or legal defense expense with the self-insurance retention amounting to \$100,000 for each loss.

The Commonwealth of Pennsylvania Department of Environmental Protections regulations require all landfills maintain liability and environmental insurance. To comply with these regulations the County has set aside \$1,000,000 for liability insurance and \$2,000,000 for environmental insurance.

17. Retirement Benefits

A. Plan Description

The Lycoming County Employees' Retirement System is a contributory, single employer retirement plan that covers substantially all full-time employees of the County. The plan provides retirement, disability and death benefits to plan members and their beneficiaries. Cost-of-living adjustments (COLA) are provided at the discretion of the Lycoming County Employees' Retirement Board. Act 96 of 1971, as amended, cited as the County Pension Law provides for the creation of this plan.

County of Lycoming, Pennsylvania
Notes to the Financial Statements
For the Year Ended December 31, 2011

At January 1, 2011, the retirement system membership consisted of:

Retirees and Beneficiaries Receiving Benefits	273
Terminated Members Entitled to Benefits but not yet receiving them	31
Active Plan Members	<u>504</u>
Total	<u><u>808</u></u>

Monthly benefit payments under the retirement system are determined for each individual according to the retirement option selected and the age and length of service at retirement. Under normal retirement (attaining the age of 60 or at age 55 with 20 years of service) the retirement benefit is equal to one of the following:

<u>Class</u>	<u>Percent</u>	<u>Effective Date</u>
1/100	1.000%	01/01/50
1/80	1.250%	01/01/68
1/70	1.429%	01/01/83

Monthly Pension

Class

- 1/100 - 1.000% of 1/12 of final average salary
multiplied by years of credited service on the 1/100th class

- 1/80 - 1.250% of 1/12 of final average salary
multiplied by years of credited service on the 1/80th class

- 1/70 - 1.429% of 1/12 of final average salary
multiplied by years of credited service on the 1/70th class

The County does not issue a separately audited financial report for the plan.

B. Summary of Significant Accounting Policies

Basis of Accounting: The Lycoming County Employees' Retirement System financial statements are prepared using the accrual basis of accounting. Plan members contributions are recognized in the period in which the contributions are due. Employer contributions to each plan are recognized when due and the employer has made a formal commitment to provide the contributions. Benefits and refunds are recognized when due and payable in accordance with the terms of the plan.

Method Used to Value Investments: All investments of the pension trust fund are reported at fair value. Investments that do not have an established market value are reported at estimated fair value.

Adjustment for fair value fluctuation: In order to reduce the fluctuations in the County's normal costs which can result from full recognition of the unrealized appreciation or depreciation of the

County of Lycoming, Pennsylvania
Notes to the Financial Statements
For the Year Ended December 31, 2011

fund's securities each year, the value of assets used to determine normal costs was calculated by adjusting the cost value of the plan's assets by the average ratio of fair value to cost value for the past five years.

C. Plan Funding

Plan members depending on their date of employment with the County are required to contribute 6% to 8% of their annual covered salary and may elect to contribute up to an additional 10% of their salaries. Pursuant to Act 96 of 1971, as amended, contribution requirements of the plan members and the County may be amended by the General Assembly of the Commonwealth of Pennsylvania. Administrative costs of the plan are financed through an addition to the plan's normal cost representing estimated expenses for the upcoming year.

The plan's funding policy provides for periodic employer contributions, determined actuarially, that are sufficient to accumulate assets to pay benefits when due.

The Schedule of Funding Progress for the defined pension benefit plan immediately following the notes to the financial statements presents multi-year trend information about whether the actuarial value of plan assets is increasing or decreasing relative to the actuarial accrued liability for benefits over time.

The annual required contribution for 2011 was determined based upon the most recent actuarial valuation date, January 1, 2011, using the entry age normal actuarial cost method. This method amortizes any unfunded actuarial accrued liabilities over a closed period of 20 years or less based on the source of the unfunded liability. The amortization method is a level percentage of projected payroll. Significant assumptions include:

1. Rate of return on investments of present and future assets: 7.0%, compounded annually.
2. Projected salary increases compounded annually of 4.0% per year.
3. The economic assumptions are based upon an underlying inflation rate of 3.0%.
4. No postretirement benefit increases are assumed.
5. Asset Valuation Method – 5 Year Smoothed Market

D. Legally Required Reserves

Member Annuity Reserve Account - The balance of \$23,339,281 in this account is the total of the contributions deducted from the salaries of the active and terminated vested members of the retirement system and the IRC 414(h)(2) pickup contributions together with the interest additions as of January 1, 2011.

Retired Members' Reserve Account - This is the account that monthly retirement allowances including cost-of-living increases and death benefits are paid. The assets allocated to this reserve account as of January 1, 2011, amount to \$32,550,618.

County Annuity Reserve Account - The balance of \$19,660,593 in this account as of January 1, 2011, and the amounts expected to be credited in the future, plus investment earnings

County of Lycoming, Pennsylvania
Notes to the Financial Statements
For the Year Ended December 31, 2011

thereon, represents the reserves set aside for the payment of the County's share of the retirement allowance. This is the account that is credited with the realized investments earnings and which the regular interest is applied to the annuity reserve accounts. The excess of realized investment earnings over the required regular earnings may be used to offset administrative expenses, offset actuarial adjustments, offset future adverse investment experience, or may be used as a credit to fund the pension obligations of the County.

E. Annual Pension Cost and Net Pension Obligations

The County's annual pension cost and net pension obligation to the Plan for the current year were as follows:

Annual Pension Cost - Three Year Trend Information

Year Ended	Annual Pension Cost	Annual Pension Contribution	Percentage of Annual Pension Cost Contributed	Pension Cost	Net Pension Asset
12/31/2009	\$ 583,552	\$ 554,862	95.08%	\$ 583,552	\$ 706,304
12/31/2010	547,814	585,000	106.79%	547,814	743,490
12/31/2011	1,011,103	974,188	96.35%	1,011,103	706,575

Funded Status and Funded Progress

Actuarial value of assets	\$ 78,616,175
Actuarial accrued liability (1)	\$ 84,254,948
Unfunded actuarial	\$ 5,638,773
Funded Ratio	93.3%
Annual covered payroll	\$ 21,366,912
Unfunded actuarial liability as a % of covered payroll	26.4%

(1) For the purposes of this schedule, the actuarial accrued liability for the plan and the ARC are determined using the entry age normal actuarial cost method.

A schedule of funding progress is provided following the notes to the financial statements.

Accounting Procedures for Calculation of Net Pension Obligation (NPO)

(1) Year	(2) ARC	(3) Interest On NPO***	(4) ARC Adjust.**	(5) Pension Cost (2+3-4)	(6) Contribution	(7) Change in NPO (5-6)	(8) NPO Balance* (BB+7)
2009	\$ 554,862	\$ (53,287)	\$ (81,977)	\$ 583,552	\$ 554,862	\$ 28,690	\$ (706,304)
2010	520,244	(51,207)	(78,777)	547,814	585,000	(37,186)	(743,490)
2011	974,188	(52,044)	(88,959)	1,011,103	974,188	36,915	(706,575)

* BB = Beginning balance for year

** ARC Adjustment = Amortization factor based upon level percentage of projected payroll.

*** Interest on the balance of the NPO at the beginning of the year using the investment return rate assumed in determining ARC.

County of Lycoming, Pennsylvania
Notes to the Financial Statements
For the Year Ended December 31, 2011

F. The Lycoming County Employees' Retirement Report

The Lycoming County Employees' Retirement Report on 2011 actuarial valuation including determination of County's annual required contribution for 2011 is prepared by the Municipal Finance Partners Inc. and is available in the Lycoming County Controller's Office.

18. Other Post-Employment Benefits (OPEB)

A. Plan Description

Under the terms of a County resolution, the County administers a single-employer defined benefit health care plan to retirees of the County who participate in the Lycoming County Employees' Retirement System on or after attaining age 60 or at age 55 with 20 years of creditable service with the County. The Plan is governed by Policy Number 503, Health Insurance Coverage for Retirees, as approved by the Lycoming County Commissioners on January 8, 2004. The calculations are based on the OPEB benefits provided under the terms of the substantive plan in effect at the time of each valuation and on the pattern of sharing of costs between the employer and plan members to that point. The actuarial calculations of the OPEB plan reflect a long-term perspective. The actuarially determined amounts for the OPEB plan are subject to continual revision as results are compared to past expectations and new estimates are made about the future. The Lycoming County Employees' Post-Retirement Benefits Plan Report is prepared annually by the Municipal Finance Partners Inc. and is available in the Lycoming County Controller's Office.

Membership of the Employees' Retirement System consisted of the following at January 1, 2011, the date of the latest actuarial valuation:

Retired and Vested Former Members	296
Active Members	497

B. Funding Policy

The County pays the full cost of coverage for the healthcare benefits paid to qualified retirees per County Policy Number 503, Health Insurance Coverage for Retirees, which can be amended by the Board of County Commissioners. These benefits are expensed when incurred and are financed on a pay-as-you-go basis. For fiscal year 2011, the County incurred \$1,013,441 for post employment benefits other than pension benefits.

Once a retiree becomes eligible for Medicare, the County changes the insurance coverage to a Medicare supplemental insurance. The County continues to pay the premium for the retirees.

Administrative steps were initiated in 2009 to form an OPEB Trust but as of December 31, 2011, it has not been completed. The Board of County Commissioners has encumbered to

County of Lycoming, Pennsylvania
Notes to the Financial Statements
For the Year Ended December 31, 2011

date \$5,955,000 for this purpose and it is reported on the Governmental Funds Balance Sheet as Assigned Fund Balance.

C. Costs and Obligations, Methods and Assumptions

The County's annual OPEB cost is calculated based on the annual required contribution of the employer (ARC), an amount actuarially determined in accordance with the parameters of GASB Statement 45. The ARC represents a level of funding that, actuarial liabilities or funding excess over a period not to exceed thirty years. The following tables show the components of the County's annual OPEB cost for the year, the amount actually contributed to the plan and changes in the County's net OPEB obligation for the healthcare benefits as well as the funded status and funded progress for the year:

Annual required contribution	\$	4,893,161
Interest on net OPEB obligation		305,261
Adjustment to annual required contribution		<u>(441,332)</u>
Annual OPEB cost		4,757,090
Contributions made		<u>(1,013,441)</u>
Increase (decrease) in net OPEB obligation		3,743,649
Net OPEB obligation, beginning of year		7,631,525
Net OPEB obligation, end of year	\$	<u><u>11,375,174</u></u>

Funded Status and Funded Progress

Actuarial value of assets	\$	-
Actuarial accrued liability (1)		\$ 52,891,909
Unfunded actuarial		\$ 52,891,909
Funded Ratio		0.0%
Annual covered payroll		\$ 21,366,912
Unfunded actuarial liability as a % of covered payroll		247.5%

(1) For the purposes of this schedule, the actuarial accrued liability for the plan and the ARC are determined using the entry age normal actuarial cost method.

A schedule of funding progress is provided following the notes to the financial statements.

The County's annual OPEB cost, the percentage of annual OPEB cost contributed to the plan, and the net OPEB obligation were as follows:

<u>For Year Ended December 31</u>	<u>Annual OPEB Cost</u>	<u>Annual Contribution</u>	<u>Percentage of Annual OPEB Cost Contributed</u>	<u>Net OPEB Obligation</u>
2009	\$ 2,956,790	\$ 826,807	27.96%	\$ 4,182,239
2010	4,411,686	962,400	21.81%	7,631,525
2011	4,757,090	1,013,441	21.30%	11,375,174

County of Lycoming, Pennsylvania
Notes to the Financial Statements
For the Year Ended December 31, 2011

As of January 1, 2011, the most recent actuarial valuation date, the plan was not funded. The actuarial accrued liability for benefits and, thus, the unfunded actuarial accrued liability (UAAL) are up 10% from 2010 ARC, due primarily to the underfunding of the ARC in prior years, as well as active terminations that were less than expected, increases in the number of plan members and increases in medical premium rates. The covered payroll (annual payroll of active employees covered by the plan) was \$21,366,912 and the ratio of the UAAL to the covered payroll was 247.5%.

Actuarial valuations of an ongoing plan involve estimates of the value of reported amounts and assumptions about the probability of occurrence of events far into the future. Examples include assumptions about future employment, mortality, and healthcare trends. Actuarially determined amounts for the OPEB plan are subject to continual revision as results are compared to past expectations and new estimates are made about the future and reflect a long-term perspective.

The ARC for the current year was computed as of January 1, 2011, using the following actuarial assumptions: (1) actuarial valuation uses the Entry Age Normal Actuarial Cost Method; (2) expected long-term investment return rate of 4% on plan assets; (3) amortization period of 30 years; (4) mortality RP-2000 table; (5) medical inflation rate of 9%, grading to 6% in 4 years; (6) projected salary increases of 4.5% per year; (7) medical rates are based on the 2011 medical insurance rate renewal; (8) the annual expected medical claims are based on plan premiums. The amortization method is level dollar and the amortization approach is closed.

The schedule of funding progress for the postemployment defined benefit plan immediately following the notes to the financial statements presents multi-year trend information about whether the actuarial value of plan assets is increasing or decreasing relative to the actuarial accrued liability for benefits over time.

19. Litigation

There are several pending lawsuits in which the County is involved. While the ultimate outcome of these issues cannot be predicted, the County believes that potential liability of these issues not covered by separate arbitration, awards or insurance could not materially affect the financial statement of the County. It is the County Solicitor's opinion that the aggregate amount of the potential claims resulting from pending or threatened litigation cannot presently be determined nor can a range of possible verdicts in the event of an unfavorable outcome be estimated.

County of Lycoming, Pennsylvania
Notes to the Financial Statements
For the Year Ended December 31, 2011

20. Pending Governmental Accounting Standards Board Pronouncements

In December 2009, the GASB issued Statement No. 57, *OPEB Measurements by Agent Employers and Agent Multiple-Employer Plans*. This statement addresses issues related to the use of the alternative measurement method and the frequency and timing of measurements by employers that participate in agent multiple-employer other postemployment benefit (OPEB) plans. GASB 57 is effective for the County's calendar year 2012 financial statements.

In November 2010, the GASB issued Statement No. 60, *Accounting and Financial Reporting for Service Concession Arrangements*. This statement improves financial reporting by addressing issues related to service concession arrangements (SCAs), which are a type of public-private or public-public partnership. GASB 60 is effective for the County's calendar year 2012 financial statements.

In November 2010, the GASB issued Statement No. 61, *The Financial Reporting Entity: Omnibus – an Amendment of GASB Statements No. 14 and No. 34*. This statement improves financial reporting for a governmental financial reporting entity. GASB 61 is effective for the County's calendar year 2013 financial statements.

In December 2010, the GASB issued Statement No. 62, *Codification of Accounting and Financial Reporting Guidance Contained in Pre-November 30, 1989 FASB and AICPA Pronouncements*. This statement incorporates into the GASB's authoritative literature certain accounting and financial reporting guidance that is included in the following pronouncements issued on or before November 30, 1989, which does not conflict with or contradict GASB pronouncements. GASB 62 is effective for the County's calendar year 2012 financial statements.

In June 2011, the GASB issued Statement No. 63, *Financial Reporting of Deferred Outflows of Resources, Deferred Inflows of Resources, and Net Position*. The requirements of this statement will improve financial reporting by standardizing the presentation of deferred outflows of resources and deferred inflows of resources and their effects on a government's net position. It alleviates uncertainty about reporting those financial statement elements by providing guidance where none previously existed. GASB 63 is effective for the County's calendar year 2012 financial statements.

In June 2011, the GASB issued Statement No. 64, *Derivative Instruments: Application of Hedge Accounting Termination Provisions – an amendment of GASB Statement No. 53*. The requirements of this Statement enhance comparability and improve financial reporting by clarifying the circumstances in which hedge accounting should continue when a swap counterparty, or a swap counterparty's credit support provider, is replaced. GASB 64 is effective for the County's calendar year 2012 financial statements.

In March 2012, the GASB issued Statement No. 65, *Items Previously Reported as Assets and Liabilities*. This Statement establishes accounting and financial reporting standards that reclassify, as deferred outflows of resources or deferred inflows of resources, certain items that

County of Lycoming, Pennsylvania
Notes to the Financial Statements
For the Year Ended December 31, 2011

were previously reported as assets and liabilities and recognizes, as outflows of resources or inflows of resources, certain items that were previously reported as assets and liabilities. GASB 65 is effective for the County's calendar year 2013 financial statements.

In March 2012, the GASB issued Statement No. 66, *Technical Corrections – 2012 – an amendment of GASB Statements No. 10 and No. 62*. The objective of this statement is to improve financial reporting for a governmental financial reporting entity by resolving conflicting guidance that resulted in the issuance of two pronouncements, Statements No. 54, *Fund Balance Reporting and Governmental Fund Type Definitions*, and No. 62, *Codification of Accounting and Financial Reporting Guidance Contained in Pre-November 30, 1989 FASB and AICPA Pronouncements*.

County management is in the process of analyzing these pending changes in accounting principles and the impact they will have on the financial reporting process.

21. SUBSEQUENT EVENTS

Lycoming County Resource Management Services opened Field 11 in March of 2012 effectively extending the useful life of the County landfill beyond the engineer's estimated closure date of April 2013.

REQUIRED SUPPLEMENTARY INFORMATION

Required Supplemental Information

Lycoming County Employees Retirement System Schedule of Funding Progress

Actuarial Valuation Date	Actuarial Value of Assets (a)	Actuarial Accrued Liability (AAL) Entry Age (b)	Unfunded AAL (UAAL) (b-a)	Funded Ratio (a/b)	Covered Payroll (c)	UAAL as a Percentage of Covered Payroll ((b-a)/c)
1/1/2009	\$ 70,081,531	\$ 72,864,949	\$ 2,783,418	96.18%	\$ 20,697,757	13.45%
1/1/2010	\$ 77,822,047	\$ 79,128,544	\$ 1,306,497	98.35%	\$ 19,735,184	6.62%
1/1/2011	\$ 78,616,175	\$ 84,254,948	\$ 5,638,773	93.31%	\$ 21,366,912	26.39%

Lycoming County Employees Other Postemployment Benefits Plan Schedule of Funding Progress

Actuarial Valuation Date	Actuarial Value of Assets (a)	Actuarial Accrued Liability (AAL) Entry Age (b)	Unfunded AAL (UAAL) (b-a)	Funded Ratio (a/b)	Covered Payroll (c)	UAAL as a Percentage of Covered Payroll ((b-a)/c)
1/1/2009	\$ -	\$ 29,034,261	\$ 29,034,261	0.00%	\$ 20,697,757	140.28%
1/1/2010	\$ -	\$ 47,519,826	\$ 47,519,826	0.00%	\$ 19,776,835	240.28%
1/1/2011	\$ -	\$ 52,891,909	\$ 52,891,909	0.00%	\$ 21,366,912	247.54%

The Lycoming County Employees' Retirement System and Post-Retirement Benefits Plan Reports are prepared annually by the Municipal Finance Partners Inc. and are available in the Lycoming County Controller's Office.

**COUNTY OF LYCOMING, PENNSYLVANIA
GENERAL FUND
SCHEDULE OF REVENUES, EXPENDITURES AND CHANGES IN FUND
BALANCES - BUDGET (GAAP BASIS) TO ACTUAL
FOR THE YEAR ENDED DECEMBER 31, 2011**

	<u>Budgeted Amounts</u>		<u>Actual Amount</u>	<u>Variance with Final Budget- Positive (Negative)</u>
	<u>Original</u>	<u>Final</u>		<u>(Negative)</u>
REVENUES				
Taxes	\$ 26,200,786	\$ 26,200,786	\$ 27,384,947	\$ 1,184,161
Licenses & permits	41,000	41,000	46,817	5,817
Intergovernmental	13,206,870	13,206,870	11,834,792	(1,372,078)
Charge for services	3,684,367	3,685,367	4,104,197	418,830
Sale of county products	80,800	79,800	113,359	33,559
Investment earnings	346,124	346,124	466,719	120,595
Cost & Fines	1,002,561	1,002,561	998,622	(3,939)
Micellaneous	2,233,799	2,233,799	2,333,717	99,918
Total revenues	<u>46,796,307</u>	<u>46,796,307</u>	<u>47,283,170</u>	<u>486,863</u>
EXPENDITURES				
Current				
General government	8,199,541	9,274,995	8,000,896	1,274,099
Judicial	7,063,657	7,170,293	6,989,226	181,067
Public safety	13,750,004	13,865,217	12,577,272	1,287,945
Public works	270,276	6,934,247	579,148	6,355,099
Human services	8,722,048	8,794,026	7,925,481	868,545
Culture & recreation	1,361,699	1,361,699	1,142,771	218,928
Conservation & development	1,012,358	1,004,578	1,270,436	(265,858)
Miscellaneous	9,812,391	9,774,449	7,127,655	2,646,794
Capital outlay	4,285,473	4,375,125	2,962,083	1,413,042
Total expenditures	<u>54,477,447</u>	<u>62,554,629</u>	<u>48,574,968</u>	<u>13,979,661</u>
Excess (deficiency) of revenues over expenditures	<u>(7,681,140)</u>	<u>(15,758,322)</u>	<u>(1,291,798)</u>	<u>14,466,524</u>
OTHER FINANCING SOURCES (USES)				
Transfer in	2,143,919	2,143,919	2,568,307	424,388
Transfer out	(10,597,624)	(2,698,624)	(2,710,985)	(12,361)
Total other financing sources (uses)	<u>(8,453,705)</u>	<u>(554,705)</u>	<u>(142,678)</u>	<u>412,027</u>
Net change in fund balance	(16,134,845)	(16,313,027)	(1,434,476)	14,878,551
Fund balances-beginning	4,202,173	3,793,473	49,229,299	45,435,826
Fund balances-ending	<u><u>\$(11,932,672)</u></u>	<u><u>\$(12,519,554)</u></u>	<u><u>\$ 47,794,823</u></u>	<u><u>\$ 60,314,377</u></u>

Budgets are prepared on the modified accrual basis of accounting

**COUNTY OF LYCOMING, PENNSYLVANIA
 COMBINED COUNTY PASS-THRU GRANTS
 SCHEDULE OF REVENUES, EXPENDITURES AND
 CHANGES IN FUND BALANCE-BUDGET (GAAP BASIS) TO ACTUAL
 FOR THE YEAR ENDED DECEMBER 31, 2011**

	<u>Budgeted Amounts</u>		<u>Actual Amount</u>	<u>Variance with Final Budget- Positive (Negative)</u>
	<u>Original</u>	<u>Final</u>		
REVENUES				
Intergovernmental revenues	\$ 10,021,326	\$ 10,021,326	\$ 9,222,257	\$ (799,069)
Total revenues	<u>10,021,326</u>	<u>10,021,326</u>	<u>9,222,257</u>	<u>(799,069)</u>
EXPENDITURES				
Public Safety	-	-	-	-
Public Works	60,000	60,000	40,804	19,196
Human services	9,961,326	9,961,326	9,181,453	779,873
Culture & Recreation	-	-	-	-
Total human services	<u>10,021,326</u>	<u>10,021,326</u>	<u>9,222,257</u>	<u>799,069</u>
Total expenditures	<u>10,021,326</u>	<u>10,021,326</u>	<u>9,222,257</u>	<u>799,069</u>
Excess (deficiency) of revenues over expenditures	-	-	-	-
Fund balance at beginning of year	-	-	-	-
Fund balance at end of year	<u>\$ -</u>	<u>\$ -</u>	<u>\$ -</u>	<u>\$ -</u>

Budgets are prepared on the modified accrual basis of accounting

ADDITIONAL INFORMATION

**COUNTY OF LYCOMING, PENNSYLVANIA
COMBINING BALANCE SHEET
NON-MAJOR GOVERNMENTAL FUNDS
DECEMBER 31, 2011**

	<u>Special Revenue</u>	<u>Capital Projects</u>	<u>Total</u>
ASSETS			
Cash & cash equivalents	\$ 5,521,270	\$ -	\$ 5,521,270
Receivables			
Accounts	102,592	-	102,592
Due from other funds	508,714	-	508,714
Due from other governments	852,130	2,965	855,095
Total assets	<u>\$ 6,984,706</u>	<u>\$ 2,965</u>	<u>\$ 6,987,671</u>
LIABILITIES AND FUND BALANCES			
Liabilities			
Accounts payable	\$ 403,560	\$ -	\$ 403,560
Payroll payable	297	-	297
Due to other funds	2,246,597	2,965	2,249,562
Deferred revenues	123,081	-	123,081
Total liabilities	<u>2,773,535</u>	<u>2,965</u>	<u>2,776,500</u>
Fund Balances (Deficits)			
Restricted for:			
Judicial	2,050,929	-	2,050,929
Public safety	377,988	-	377,988
Public works	544,466	-	544,466
Culture & recreation	1,224,104	-	1,224,104
Assigned for:			
Conservation & Development	13,684	-	13,684
Total fund balances	<u>4,211,171</u>	<u>-</u>	<u>4,211,171</u>
Total liabilities and fund balances	<u>\$ 6,984,706</u>	<u>\$ 2,965</u>	<u>\$ 6,987,671</u>

COUNTY OF LYCOMING, PENNSYLVANIA
COMBINING STATEMENT OF REVENUES, EXPENDITURES AND CHANGES IN FUND BALANCES
NON-MAJOR GOVERNMENTAL FUNDS
FOR THE YEAR ENDED DECEMBER 31, 2011

	<u>Special Revenues</u>	<u>Debt Service</u>	<u>Capital Projects</u>	<u>Total</u>
REVENUES				
Intergovernmental revenues	\$ 2,902,621	\$ -	\$ 32,454	\$ 2,935,075
Charge for services	2,010,464	-	-	2,010,464
Investment earnings	6,079	-	5	6,084
Court cost & fines	15,822	-	-	15,822
Miscellaneous income	169,117	-	-	169,117
	<u>5,104,103</u>	<u>-</u>	<u>32,459</u>	<u>5,136,562</u>
EXPENDITURES				
Current				
General government	-	-	32,459	32,459
Judicial	307,084	-	-	307,084
Public safety	2,361,745	-	-	2,361,745
Public works	1,588,116	-	-	1,588,116
Culture & recreation	74,615	-	-	74,615
Conservation & development	45,553	-	-	45,553
Debt service	-	2,818,517	-	2,818,517
Capital outlay	689,872	-	-	689,872
	<u>5,066,985</u>	<u>2,818,517</u>	<u>32,459</u>	<u>7,917,961</u>
Excess (deficiency) of revenues over expenditures	<u>37,118</u>	<u>(2,818,517)</u>	<u>-</u>	<u>(2,781,399)</u>
OTHER FINANCING SOURCES (USES)				
Transfer in	168,217	2,818,517	-	2,986,734
Transfer out	(275,749)	-	(37,090)	(312,839)
	<u>(107,532)</u>	<u>2,818,517</u>	<u>(37,090)</u>	<u>2,673,895</u>
Net Change in fund balances	(70,414)	-	(37,090)	(107,504)
Fund balances at beginning of year	4,281,585	-	37,090	4,318,675
Fund balances at end of year	<u>\$ 4,211,171</u>	<u>\$ -</u>	<u>\$ -</u>	<u>\$ 4,211,171</u>

GENERAL FUND

The General Fund is the primary operating fund of the County. It is used to account for all financial resources (except those accounted for in another fund).

**COUNTY OF LYCOMING, PENNSYLVANIA
GENERAL FUND
SCHEDULE OF REVENUES, EXPENDITURES AND
CHANGES IN FUND BALANCE -BUDGET (GAAP BASIS) TO ACTUAL
FOR THE YEAR ENDED DECEMBER 31, 2011**

	<u>Final Budget</u>	<u>Actual</u>	<u>Variance Positive (Negative)</u>
REVENUES			
Taxes	\$ 26,200,786	\$ 27,384,947	\$ 1,184,161
Licenses & permits	41,000	46,817	5,817
Intergovernmental	13,206,870	11,834,792	(1,372,078)
Charge for services	3,685,367	4,104,197	418,830
Sale of county products	79,800	113,359	33,559
Investment earnings	346,124	466,719	120,595
Cost & Fines	1,002,561	998,622	(3,939)
Miscellaneous	<u>2,233,799</u>	<u>2,333,717</u>	<u>99,918</u>
Total revenues	<u>46,796,307</u>	<u>47,283,170</u>	<u>486,863</u>
EXPENDITURES			
General government			
Commissioners	386,001	379,312	6,689
Solicitors	140,400	112,668	27,732
Executive Plaza	250,341	234,709	15,632
Courthouse	705,189	605,787	99,402
Lysock Complex	214,247	215,500	(1,253)
Third Street Plaza	491,484	464,627	26,857
Voters Registration	181,207	174,712	6,495
Conduct of Elections	153,702	144,334	9,368
Tax Assessment	756,504	655,906	100,598
Treasurer	206,228	189,932	16,296
Controller	238,043	237,604	439
Fiscal Services	443,688	459,058	(15,370)
Tax Collector	148,800	135,408	13,392
Central Collections	497,133	504,020	(6,887)
Inventory Outlay	13,415	63,003	(49,588)
Contingency fund	1,017,043	104,500	912,543
E.D.P.S. Planning Commission	1,152,666	1,154,268	(1,602)
E.D.P.S. County Zoning	118,804	125,559	(6,755)
E.D.P.S. G.I.S.	166,647	143,150	23,497
Management Information	1,529,248	1,473,170	56,078
Central Telephone	24,165	21,696	2,469
Mail Services	41,227	42,158	(931)
Printing	89,813	82,204	7,609
Record Retention	570	5,202	(4,632)
Human Resources	308,430	264,439	43,991
Gen. Gov Agency	-	7,970	(7,970)
Total general government	<u>9,274,995</u>	<u>8,000,896</u>	<u>1,274,099</u>
Judicial			
Register & Recorder	354,855	344,496	10,359
Sheriff	695,806	695,833	(27)
Coroner	192,567	180,304	12,263

(Continued)

**COUNTY OF LYCOMING, PENNSYLVANIA
GENERAL FUND
SCHEDULE OF REVENUES, EXPENDITURES AND
CHANGES IN FUND BALANCE -BUDGET (GAAP BASIS) TO ACTUAL
FOR THE YEAR ENDED DECEMBER 31, 2011
(CONTINUED)**

	<u>Final Budget</u>	<u>Actual</u>	<u>Variance Positive (Negative)</u>
Judicial (Continued)			
Prothonotary	\$ 312,169	\$ 309,808	\$ 2,361
Domestic Relations	1,059,924	985,457	74,467
Public Defenders	586,759	580,372	6,387
District Attorney	1,172,234	1,106,381	65,853
Courts	1,683,908	1,681,840	2,068
Jury Commissioners	32,301	32,592	(291)
Constables	176,500	141,007	35,493
District Magistrate 29-1-01	139,757	126,350	13,407
District Magistrate 29-1-02	122,542	117,119	5,423
District Magistrate 29-3-04	144,736	142,498	2,238
District Magistrate 29-3-02	116,827	110,154	6,673
District Magistrate 29-3-03	151,174	149,738	1,436
District Magistrate 29-3-01	141,964	139,933	2,031
Inventory Outlay	56,270	40,490	15,780
Gen. Gov Agency	-	74,854	(74,854)
Outside Agencies			
WBD&A DUI court	30,000	30,000	-
Total judicial	<u>7,170,293</u>	<u>6,989,226</u>	<u>181,067</u>
Public safety			
Adult Probation	1,139,540	1,117,610	21,930
Juvenile Probation	1,271,571	1,221,970	49,601
Juvenile Placements	3,775,894	2,711,084	1,064,810
County Prison	4,753,178	4,360,704	392,474
Pre-Release Center	1,973,461	2,101,547	(128,086)
D.U.I Center	113,736	120,184	(6,448)
Act 198	15,000	15,000	-
Communications	458,775	416,233	42,542
Emergency Management Agency	213,343	214,141	(798)
Emergency Medical Services	32,587	30,654	1,933
S.A.R.A. Title III (Haz-Mat)	50,091	35,195	14,896
Inventory Outlay	57,041	50,784	6,257
2011 Flood	-	60,136	(60,136)
Gen. Gov Agency	-	111,030	(111,030)
Outside Agencies			
Lyc. Cnty. Fire Police	1,000	1,000	-
West Branch Firemen Assoc	10,000	10,000	-
Total public safety	<u>13,865,217</u>	<u>12,577,272</u>	<u>1,287,945</u>
Public works			
Inventory Outlay	-	-	-
E.D.P.S. Flood Mitigation	175,000	83,588	91,412
E.D.P.S. Economic Development	6,408,971	93,238	6,315,733
E.D.P.S. Environmental	80,000	109,124	(29,124)
Outside Agencies			
Airport	180,000	200,000	(20,000)
Airport ATC Services	90,276	93,198	(2,922)
Total public works	<u>6,934,247</u>	<u>579,148</u>	<u>6,355,099</u>

(Continued)

**COUNTY OF LYCOMING, PENNSYLVANIA
GENERAL FUND
SCHEDULE OF REVENUES, EXPENDITURES AND
CHANGES IN FUND BALANCE -BUDGET (GAAP BASIS) TO ACTUAL
FOR THE YEAR ENDED DECEMBER 31, 2011
(CONTINUED)**

	<u>Final Budget</u>	<u>Actual</u>	<u>Variance Positive (Negative)</u>
Human services			
Children & Youth	\$ 8,430,257	\$ 7,637,141	\$ 793,116
Military affairs	118,574	127,820	(9,246)
Inventory Outlay	145	145	-
Outside Agencies			
Mental Health	168,750	84,375	84,375
Camp Cadet	3,000	3,000	-
Senior Citizen	10,000	10,000	-
Wmspt. / Lyc. Flag Committee	300	-	300
C.A.P.P.A.	63,000	63,000	-
Total human services	<u>8,794,026</u>	<u>7,925,481</u>	<u>868,545</u>
Culture & Recreation			
Outside Agencies			
Library	1,108,328	1,132,771	(24,443)
Lycoming Historical Society	10,000	10,000	-
Recreation Authority	243,371	-	243,371
Total culture & recreation	<u>1,361,699</u>	<u>1,142,771</u>	<u>218,928</u>
Conservation & development			
County farm	158,676	89,614	69,062
Cooperative Extension	164,250	157,217	7,033
Soil Conservation	119,555	113,914	5,641
Inventory Outlay	9,138	8,733	405
Outside Agencies			
S.E.D.A.	24,008	23,534	474
Industrial Development	3,000	3,000	-
Visitors Bureau	525,951	874,424	(348,473)
Total conservation & development	<u>1,004,578</u>	<u>1,270,436</u>	<u>(265,858)</u>
Miscellaneous expenditures			
Non government rev. & exp.	(434,362)	(446,557)	12,195
Employee benefits			
Employee fringe	12,607,325	10,081,297	2,526,028
Reimb. fringe benefits	(2,604,514)	(2,735,079)	130,565
Insurance	206,000	227,994	(21,994)
Total miscellaneous expenditures	<u>9,774,449</u>	<u>7,127,655</u>	<u>2,646,794</u>

(Continued)

**COUNTY OF LYCOMING, PENNSYLVANIA
GENERAL FUND
SCHEDULE OF REVENUES, EXPENDITURES AND
CHANGES IN FUND BALANCE -BUDGET (GAAP BASIS) TO ACTUAL
FOR THE YEAR ENDED DECEMBER 31, 2011
(CONTINUED)**

	<u>Final Budget</u>	<u>Actual</u>	<u>Variance Positive (Negative)</u>
Capital Outlay			
General Government	\$ 1,037,922	\$ 504,906	\$ 533,016
Judicial	1,342,317	946,080	396,237
Public Safety	1,986,251	1,479,226	507,025
Conservation & Development	8,635	31,871	(23,236)
Total capital outlay	<u>4,375,125</u>	<u>2,962,083</u>	<u>1,413,042</u>
Total expenditures	<u>62,554,629</u>	<u>48,574,968</u>	<u>13,979,661</u>
Excess (deficiency) revenues over expenditures	<u>(15,758,322)</u>	<u>(1,291,798)</u>	<u>14,466,524</u>
OTHER FINANCING SOURCES (USES)			
Transfer in	2,143,919	2,568,307	424,388
Transfer out	<u>(2,698,624)</u>	<u>(2,710,985)</u>	<u>(12,361)</u>
Total other financing sources (uses)	<u>(554,705)</u>	<u>(142,678)</u>	<u>412,027</u>
Excess (deficiency) of revenues and other financing sources over expenditures and other financing uses	(16,313,027)	(1,434,476)	14,878,551
Fund balance beginning of year	<u>3,793,473</u>	<u>49,229,299</u>	<u>45,435,826</u>
Fund balance at end of year	<u>\$ (12,519,554)</u>	<u>\$ 47,794,823</u>	<u>\$ 60,314,377</u>

SPECIAL REVENUE FUNDS

The Special Revenue Funds are used to account for revenues derived from specific grants or other restricted revenue sources primarily restricted to expenditures for specific purposes (except those accounted for in Debt Service, Capital Project, Proprietary or Trust Funds). The County's Special Revenue Funds consist of:

Domestic Relations

Accounts for Department of Public Welfare Incentive payments for child support enforcement

D.A. Investigative Funds

Accounts for funds received by the District Attorney through forfeitures and state grants to finance the District Attorney's drug task force

Register & Recorder- Capital Fund & Act 137

Accounts for funds received through user fees to finance capital improvements by the County and the Register & Recorder. Act 137 fees are to be used for housing and first time home buyers

Prothonotary Automation Fund

Accounts for funds used to support the automation of the Prothonotary office

Emergency Management Services

Accounts for funds received to finance emergency services and coordinate other emergency services for a multiple county area

Haz-Mat

Accounts for federal, state and local grants as well as fees from local industries for dealing with hazardous materials

911 Wireline

Account for funds received from users to finance the operation and improvements of the County 911 telephone system

911 Wireless

Account for funds received from the State to finance the operation and improvements of the County 911 telephone system to include wireless phones

Emergency Management Agency

Account for funds received to support emergency planning and training for County emergencies

Highway Safety Grants

Accounts for funds from state grants used to promote public safety on the highways

J.A.I.B Grant

Accounts for funds from the Federal grants to finance coordination of services provided in the juvenile justice system

Liquid Fuels Fund

Accounts for funds received to finance the improvements of roads and bridges

Act 44 Bridge Funds

Accounts for funds received to finance the construction and improvements of County bridges

Community Development Grants

Accounts for funds received to finance community development projects within the county

Flood Mitigation Grants

Accounts for funds from Federal and State grants used to finance various flood mitigation projects within the County

Environmental Projects

Accounts for funds from Federal and State grants used to finance various environmental projects within the County

Economic Development Projects

Accounts for funds from Federal and State grants used to finance various economic and recreational projects within the County

Growing Greener Trust

Accounts for funds under the State Environmental Stewardship and Watershed Protection Act to be used for protecting and improving the environment

Farm Easements

Accounts for funds used to finance the purchase of farm easements throughout the County

Nutrient Trading Program

Accounts for funds used to promote conservation practices that reduce nutrient run-off

Miscellaneous Special Revenue Projects

Accounts for funds used to finance small miscellaneous special revenue projects

**COUNTY OF LYCOMING, PENNSYLVANIA
SPECIAL REVENUE FUNDS
COMBINING BALANCE SHEET
DECEMBER 31, 2011**

	Domestic Relation Fund	D.A. Investigative Fund	Register & Recorder Capital Fund	Prothonotary Automation Fund
ASSETS				
Cash and cash equivalents	\$ 1,357,754	\$ 20,215	\$ 98,883	\$ 71,982
Receivables (net of allowance)			-	
Accounts receivable trade	2,050	-	-	-
Interest receivable	-	-	-	-
Due from other funds	500,000	-	-	-
Due from other governments	23,890	-	-	-
Total assets	<u>\$ 1,883,694</u>	<u>\$ 20,215</u>	<u>\$ 98,883</u>	<u>\$ 71,982</u>
LIABILITIES & FUND EQUITY				
Liabilities				
Accounts payable	\$ -	\$ 1,254	\$ -	\$ 1,500
Payroll payable	-	-	-	-
Due to other funds	19,191	-	-	-
Deferred revenues	-	-	-	1,900
Total liabilities	<u>19,191</u>	<u>1,254</u>	<u>-</u>	<u>3,400</u>
Fund equity				
Fund balances				
Restricted for:				
Judicial	1,864,503	18,961	98,883	68,582
Public safety	-	-	-	-
Public works	-	-	-	-
Culture & recreation	-	-	-	-
Total fund equity	<u>1,864,503</u>	<u>18,961</u>	<u>98,883</u>	<u>68,582</u>
Total liabilities and fund equity	<u>\$ 1,883,694</u>	<u>\$ 20,215</u>	<u>\$ 98,883</u>	<u>\$ 71,982</u>

(Continued)

**COUNTY OF LYCOMING, PENNSYLVANIA
SPECIAL REVENUE FUNDS
COMBINING BALANCE SHEET
DECEMBER 31, 2011
CONTINUED**

	<u>E.M.S.</u>	<u>Haz-Mat</u>	<u>911 Wireline</u>	<u>911 Wireless</u>
ASSETS				
Cash and cash equivalents	\$ 124,745	\$ 45,216	\$ 972,296	\$ 927,911
Receivables (net of allowance)			-	
Accounts receivable trade	-	-	66,716	-
Interest receivable	-	-	-	-
Due from other funds	-	-	-	-
Due from other governments	-	-	-	-
Total assets	<u>\$ 124,745</u>	<u>\$ 45,216</u>	<u>\$ 1,039,012</u>	<u>\$ 927,911</u>
LIABILITIES & FUND EQUITY				
Liabilities				
Accounts payable	\$ 4,303	\$ 189	\$ 2,912	\$ -
Payroll payable	-	297	-	-
Due to other funds	14,913		795,620	892,938
Deferred revenues	31,923	27,845	-	-
Total liabilities	<u>51,139</u>	<u>28,331</u>	<u>798,532</u>	<u>892,938</u>
Fund equity				
Fund balances				
Restricted for:				
Judicial	-	-	-	-
Public safety	73,606	16,885	240,480	34,973
Public works	-	-	-	-
Culture & recreation	-	-	-	-
Total fund equity	<u>73,606</u>	<u>16,885</u>	<u>240,480</u>	<u>34,973</u>
Total liabilities and fund equity	<u>\$ 124,745</u>	<u>\$ 45,216</u>	<u>\$ 1,039,012</u>	<u>\$ 927,911</u>

(Continued)

**COUNTY OF LYCOMING, PENNSYLVANIA
SPECIAL REVENUE FUNDS
COMBINING BALANCE SHEET
DECEMBER 31, 2011
CONTINUED**

	<u>E.M.A. Grant</u>	<u>Highway Safety</u>	<u>J.A.I.B.G./ Aftercare Grant</u>	<u>Liquid Fuel</u>
ASSETS				
Cash and cash equivalents	\$ 10,080	\$ -	\$ -	\$ 464,385
Receivables (net of allowance)				
Accounts receivable trade	-	-	-	-
Interest receivable	-	-	-	-
Due from other funds	-	-	-	-
Due from other governments	4,335	31,845	3,788	190,727
Total assets	<u>\$ 14,415</u>	<u>\$ 31,845</u>	<u>\$ 3,788</u>	<u>\$ 655,112</u>
LIABILITIES & FUND EQUITY				
Liabilities				
Accounts payable	\$ 1,350	\$ 5,743	\$ 1,238	\$ 254,137
Payroll payable	-	-	-	-
Due to other funds	-	25,797	2,550	3,867
Deferred revenues	1,021	305	-	-
Total liabilities	<u>2,371</u>	<u>31,845</u>	<u>3,788</u>	<u>258,004</u>
Fund equity				
Fund balances				
Restricted for:				
Judicial	-	-	-	-
Public safety	12,044	-	-	-
Public works	-	-	-	397,108
Culture & recreation	-	-	-	-
Total fund equity	<u>12,044</u>	<u>-</u>	<u>-</u>	<u>397,108</u>
Total liabilities and fund equity	<u>\$ 14,415</u>	<u>\$ 31,845</u>	<u>\$ 3,788</u>	<u>\$ 655,112</u>

(Continued)

**COUNTY OF LYCOMING, PENNSYLVANIA
SPECIAL REVENUE FUNDS
COMBINING BALANCE SHEET
DECEMBER 31, 2011
CONTINUED**

	Act 44 Bridge Funds	Community Development Block Grant	E.D.P.S Flood Mitigation	E.D.P.S Environmental Projects
ASSETS				
Cash and cash equivalents	\$ 147,358	\$ 21,427	\$ -	\$ -
Receivables (net of allowance)				
Accounts receivable trade	-	-	-	33,826
Interest receivable	-	-	-	-
Due from other funds	-	-	-	2,998
Due from other governments	-	-	50,882	347,836
Total assets	<u>\$ 147,358</u>	<u>\$ 21,427</u>	<u>\$ 50,882</u>	<u>\$ 384,660</u>
LIABILITIES & FUND EQUITY				
Liabilities				
Accounts payable	\$ -	\$ -	\$ 21,295	\$ 42,087
Payroll payable	-	-	-	-
Due to other funds	-	1,000	29,587	330,957
Deferred revenues	-	20,427	-	11,616
Total liabilities	<u>-</u>	<u>21,427</u>	<u>50,882</u>	<u>384,660</u>
Fund equity				
Fund balances				
Restricted for:				
Judicial	-	-	-	-
Public safety	-	-	-	-
Public works	147,358	-	-	-
Culture & recreation	-	-	-	-
Total fund equity	<u>147,358</u>	<u>-</u>	<u>-</u>	<u>-</u>
Total liabilities and fund equity	<u>\$ 147,358</u>	<u>\$ 21,427</u>	<u>\$ 50,882</u>	<u>\$ 384,660</u>

(Continued)

**COUNTY OF LYCOMING, PENNSYLVANIA
SPECIAL REVENUE FUNDS
COMBINING BALANCE SHEET
DECEMBER 31, 2011
CONTINUED**

	Economic Development Grant	Growing Greener	Farm Easements	Nutrient Trading
ASSETS				
Cash and cash equivalents	\$ -	\$ 990,707	\$ 240,144	\$ 13,684
Receivables (net of allowance)				
Accounts receivable trade	-	-	-	-
Interest receivable	-	-	-	-
Due from other funds	5,716	-	-	-
Due from other governments	186,851	-	-	-
Total assets	<u>\$ 192,567</u>	<u>\$ 990,707</u>	<u>\$ 240,144</u>	<u>\$ 13,684</u>
LIABILITIES & FUND EQUITY				
Liabilities				
Accounts payable	\$ 66,290	\$ -	\$ -	\$ -
Payroll payable	-	-	-	-
Due to other funds	123,430	6,747	-	-
Deferred revenues	2,847	-	-	-
Total liabilities	<u>192,567</u>	<u>6,747</u>	<u>-</u>	<u>-</u>
Fund equity				
Fund balances				
Restricted for:				
Judicial	-	-	-	-
Public safety	-	-	-	-
Public works	-	-	-	-
Culture & recreation	-	983,960	240,144	-
Assigned for:				
Conservation & Development	-	-	-	13,684
Total fund equity	<u>-</u>	<u>983,960</u>	<u>240,144</u>	<u>13,684</u>
Total liabilities and fund equity	<u>\$ 192,567</u>	<u>\$ 990,707</u>	<u>\$ 240,144</u>	<u>\$ 13,684</u>

(Continued)

**COUNTY OF LYCOMING, PENNSYLVANIA
SPECIAL REVENUE FUNDS
COMBINING BALANCE SHEET
DECEMBER 31, 2011
CONTINUED**

	Special Projects	Total
ASSETS		
Cash and cash equivalents	\$ 14,483	\$ 5,521,270
Receivables (net of allowance)		
Accounts receivable trade	-	102,592
Interest receivable	-	-
Due from other funds	-	508,714
Due from other governments	11,976	852,130
Total assets	\$ 26,459	\$ 6,984,706
 LIABILITIES & FUND EQUITY		
Liabilities		
Accounts payable	\$ 1,262	\$ 403,560
Payroll payable	-	297
Due to other funds	-	2,246,597
Deferred revenues	25,197	123,081
Total liabilities	26,459	2,773,535
 Fund equity		
Fund balances		
Restricted for:	-	-
Unreserved, Designated for:		
Judicial	-	2,050,929
Public safety	-	377,988
Public works	-	544,466
Culture & recreation	-	1,224,104
Assigned for:		
Conservation & Development	-	13,684
Total fund equity	-	4,211,171
 Total liabilities and fund equity	\$ 26,459	\$ 6,984,706

**COUNTY OF LYCOMING, PENNSYLVANIA
SPECIAL REVENUE FUNDS
COMBINING STATEMENT OF REVENUES, EXPENDITURES AND
CHANGES IN FUND BALANCES
FOR THE YEAR ENDED DECEMBER 31, 2011**

	Domestic Relation Fund	D.A. Investigative Fund	Register & Recorder Capital Fund	Prothonotary Automation Fund
REVENUES				
Intergovernmental revenues	\$ 231,363	\$ -	\$ -	\$ -
Charge for services	-	-	172,040	30,167
Investment earnings	2,272	-	-	-
Court Cost, Fines & Forfeits	-	15,822	-	-
Miscellaneous income	-	24,912	-	-
Total Revenues	<u>233,635</u>	<u>40,734</u>	<u>172,040</u>	<u>30,167</u>
EXPENDITURES				
Current				
Judicial	71,733	107,145	93,349	6,605
Public safety	-	-	-	-
Public works	-	-	50,000	-
Culture & recreation	-	-	-	-
Conservation & development	-	-	-	-
Capital outlay	9,314	-	-	-
Total Expenditures	<u>81,047</u>	<u>107,145</u>	<u>143,349</u>	<u>6,605</u>
Excess (deficiency) of revenues over expenditures	<u>152,588</u>	<u>(66,411)</u>	<u>28,691</u>	<u>23,562</u>
OTHER FINANCIAL SOURCES (USES)				
Transfer in	-	-	-	-
Transfer out	-	-	-	-
Total other financial sources (uses)	<u>-</u>	<u>-</u>	<u>-</u>	<u>-</u>
Net change in fund balances	152,588	(66,411)	28,691	23,562
Fund balance at beginning of year	<u>1,711,915</u>	<u>85,372</u>	<u>70,192</u>	<u>45,020</u>
Fund balance at end of year	<u>\$ 1,864,503</u>	<u>\$ 18,961</u>	<u>\$ 98,883</u>	<u>\$ 68,582</u>

(Continued)

**COUNTY OF LYCOMING, PENNSYLVANIA
SPECIAL REVENUE FUNDS
COMBINING STATEMENT OF REVENUES, EXPENDITURES AND
CHANGES IN FUND BALANCES
FOR THE YEAR ENDED DECEMBER 31, 2011
CONTINUED**

	<u>E.M.S.</u>	<u>Haz-Mat</u>	<u>911 Wireline</u>	<u>911 Wireless</u>
REVENUES				
Intergovernmental revenues	\$ 373,331	\$ 33,659	\$ -	\$ -
Charge for services	-	44,100	825,816	927,332
Investment earnings	222	58	858	579
Court Cost, Fines & Forfeits	-	-	-	-
Miscellaneous income	2,621	-	-	-
Total Revenues	<u>376,174</u>	<u>77,817</u>	<u>826,674</u>	<u>927,911</u>
EXPENDITURES				
Current				
Judicial	-	-	-	-
Public safety	380,162	77,817	801,481	892,938
Public works	-	-	-	-
Culture & recreation	-	-	-	-
Conservation & development	-	-	-	-
Capital outlay	-	-	-	-
Total Expenditures	<u>380,162</u>	<u>77,817</u>	<u>801,481</u>	<u>892,938</u>
Excess (deficiency) of revenues over expenditures	<u>(3,988)</u>	<u>-</u>	<u>25,193</u>	<u>34,973</u>
OTHER FINANCIAL SOURCES (USES)				
Transfer in	-	-	-	-
Transfer out	-	-	(250,000)	-
Total other financial sources (uses)	<u>-</u>	<u>-</u>	<u>(250,000)</u>	<u>-</u>
Net change in fund balances	(3,988)	-	(224,807)	34,973
Fund balance at beginning of year	77,594	16,885	465,287	-
Fund balance at end of year	<u>\$ 73,606</u>	<u>\$ 16,885</u>	<u>\$ 240,480</u>	<u>\$ 34,973</u>

(Continued)

**COUNTY OF LYCOMING, PENNSYLVANIA
SPECIAL REVENUE FUNDS
COMBINING STATEMENT OF REVENUES, EXPENDITURES AND
CHANGES IN FUND BALANCES
FOR THE YEAR ENDED DECEMBER 31, 2011
CONTINUED**

	E.M.A. Grant	Highway Safety	J.A.I.B.G./ Aftercare Grant	Liquid Fuel
REVENUES				
Intergovernmental revenues	\$ 11,266	\$ 88,776	\$ 45,828	\$ 1,218,957
Charge for services	-	-	-	-
Investment earnings	-	-	-	620
Court Cost, Fines & Forfeits	-	-	-	-
Miscellaneous income	-	-	-	-
Total Revenues	<u>11,266</u>	<u>88,776</u>	<u>45,828</u>	<u>1,219,577</u>
EXPENDITURES				
Current				
Judicial	-	-	-	-
Public safety	12,386	88,776	108,185	-
Public works	-	-	-	634,473
Culture & recreation	-	-	-	-
Conservation & development	-	-	-	-
Capital outlay	-	-	-	674,976
Total Expenditures	<u>12,386</u>	<u>88,776</u>	<u>108,185</u>	<u>1,309,449</u>
Excess (deficiency) of revenues over expenditures	<u>(1,120)</u>	<u>-</u>	<u>(62,357)</u>	<u>(89,872)</u>
OTHER FINANCIAL SOURCES (USES)				
Transfer in	-	-	62,357	-
Transfer out	-	-	-	-
Total other financial sources (uses)	<u>-</u>	<u>-</u>	<u>62,357</u>	<u>-</u>
Net change in fund balances	(1,120)	-	-	(89,872)
Fund balance at beginning of year	13,164	-	-	486,980
Fund balance at end of year	<u>\$ 12,044</u>	<u>\$ -</u>	<u>\$ -</u>	<u>\$ 397,108</u>

(Continued)

**COUNTY OF LYCOMING, PENNSYLVANIA
SPECIAL REVENUE FUNDS
COMBINING STATEMENT OF REVENUES, EXPENDITURES AND
CHANGES IN FUND BALANCES
FOR THE YEAR ENDED DECEMBER 31, 2011
CONTINUED**

	Act 44 Bridge Fund	Community Development Block Grant	E.D.P.S Flood Mitigation	E.D.P.S Environmental Projects
REVENUES				
Intergovernmental revenues	\$ 28,675	\$ 189,980	\$ 50,639	\$ 204,255
Charge for services	-	-	-	-
Investment earnings	148	-	-	-
Court Cost, Fines & Forfeits	-	-	-	-
Miscellaneous income	-	-	-	86,847
Total Revenues	<u>28,823</u>	<u>189,980</u>	<u>50,639</u>	<u>291,102</u>
EXPENDITURES				
Current				
Judicial		-	-	-
Public safety		-	-	-
Public works	1,162	189,980	60,639	313,505
Culture & recreation	-	-	-	-
Conservation & development	-	-	-	-
Capital outlay	-	-	-	-
Total Expenditures	<u>1,162</u>	<u>189,980</u>	<u>60,639</u>	<u>313,505</u>
Excess (deficiency) of revenues over expenditures	<u>27,661</u>	<u>-</u>	<u>(10,000)</u>	<u>(22,403)</u>
OTHER FINANCIAL SOURCES (USES)				
Transfer in	-	-	10,000	22,403
Transfer out	-	-	-	-
Total other financial sources (uses)	<u>-</u>	<u>-</u>	<u>10,000</u>	<u>22,403</u>
Net change in fund balances	27,661	-	-	-
Fund balance at beginning of year	119,697	-	-	-
Fund balance at end of year	<u>\$ 147,358</u>	<u>\$ -</u>	<u>\$ -</u>	<u>\$ -</u>

(Continued)

**SPECIAL REVENUE FUNDS
COMBINING STATEMENT OF REVENUES, EXPENDITURES AND
CHANGES IN FUND BALANCES
FOR THE YEAR ENDED DECEMBER 31, 2011
CONTINUED**

	Economic Development Grant	Growing Greener	Farm Easements	Nutrient Trading
REVENUES				
Intergovernmental revenues	\$ 389,515	\$ -	\$ 2,543	\$ -
Charge for services	-	-	11,009	-
Investment earnings	-	1,322	-	-
Court Cost, Fines & Forfeits	-	-	-	-
Miscellaneous income	-	-	-	54,737
Total Revenues	<u>389,515</u>	<u>1,322</u>	<u>13,552</u>	<u>54,737</u>
EXPENDITURES				
Current				
Judicial	-	-	-	-
Public safety	-	-	-	-
Public works	338,357	-	-	-
Culture & recreation	74,615	-	-	-
Conservation & development	-	-	4,500	41,053
Capital outlay	-	-	-	-
Total Expenditures	<u>412,972</u>	<u>-</u>	<u>4,500</u>	<u>41,053</u>
Excess (deficiency) of revenues over expenditures	<u>(23,457)</u>	<u>1,322</u>	<u>9,052</u>	<u>13,684</u>
OTHER FINANCIAL SOURCES (USES)				
Transfer in	23,457	-	50,000	-
Transfer out	-	(25,749)	-	-
Total other financial sources (uses)	<u>23,457</u>	<u>(25,749)</u>	<u>50,000</u>	<u>-</u>
Net change in fund balances	-	(24,427)	59,052	13,684
Fund balance at beginning of year	-	1,008,387	181,092	-
Fund balance at end of year	<u>\$ -</u>	<u>\$ 983,960</u>	<u>\$ 240,144</u>	<u>\$ 13,684</u>

(Continued)

**COUNTY OF LYCOMING, PENNSYLVANIA
SPECIAL REVENUE FUNDS
COMBINING STATEMENT OF REVENUES, EXPENDITURES AND
CHANGES IN FUND BALANCES
FOR THE YEAR ENDED DECEMBER 31, 2011
CONTINUED**

	<u>Special Projects</u>	<u>Total</u>
REVENUES		
Intergovernmental revenues	\$ 33,834	\$ 2,902,621
Charge for services	-	2,010,464
Investment earnings	-	6,079
Court Cost, Fines & Forfeits	-	15,822
Miscellaneous income	-	169,117
Total Revenues	<u>33,834</u>	<u>5,104,103</u>
EXPENDITURES		
Current		
Judicial	28,252	307,084
Public safety	-	2,361,745
Public works	-	1,588,116
Culture & recreation	-	74,615
Conservation & development	-	45,553
Capital outlay	<u>5,582</u>	<u>689,872</u>
Total Expenditures	<u>33,834</u>	<u>5,066,985</u>
Excess (deficiency) of revenues over expenditures	<u>-</u>	<u>37,118</u>
OTHER FINANCIAL SOURCES (USES)		
Transfer in	-	168,217
Transfer out	-	<u>(275,749)</u>
Total other financial sources (uses)	<u>-</u>	<u>(107,532)</u>
Net change in fund balances	-	(70,414)
Fund balance at beginning of year	-	<u>4,281,585</u>
Fund balance at end of year	<u>\$ -</u>	<u>\$ 4,211,171</u>

**COUNTY OF LYCOMING, PENNSYLVANIA
DOMESTIC RELATIONS IV-D
SCHEDULE OF REVENUES, EXPENDITURES AND
CHANGES IN FUND BALANCE-BUDGET (GAAP BASIS) TO ACTUAL
FOR THE YEAR ENDED DECEMBER 31, 2011**

	<u>Final Budget</u>	<u>Actual</u>	<u>Variance Positive (Negative)</u>
REVENUES			
Intergovernmental revenues	\$ 208,473	\$ 231,363	\$ 22,890
Investment earnings	4,500	2,272	(2,228)
Total revenues	<u>212,973</u>	<u>233,635</u>	<u>20,662</u>
EXPENDITURES			
Judicial	72,530	71,733	797
Capital outlay	9,314	9,314	-
Total expenditures	<u>81,844</u>	<u>81,047</u>	<u>797</u>
Excess (deficiency) of revenues over expenditures	131,129	152,588	21,459
Fund balance at beginning of year	1,588,097	1,711,915	123,818
Fund balance at end of year	<u>\$ 1,719,226</u>	<u>\$ 1,864,503</u>	<u>\$ 145,277</u>

**COUNTY OF LYCOMING, PENNSYLVANIA
D.A. INVESTIGATIVE FUNDS
SCHEDULE OF REVENUES, EXPENDITURES AND
CHANGES IN FUND BALANCE-BUDGET (GAAP BASIS) TO ACTUAL
FOR THE YEAR ENDED DECEMBER 31, 2011**

	<u>Final Budget</u>	<u>Actual</u>	<u>Variance Positive (Negative)</u>
REVENUES			
Intergovernmental revenues	\$ -	\$ -	\$ -
Investment earnings	100	-	(100)
Court cost fines & forfeits	95,000	15,822	(79,178)
Miscellaneous revenues	2,500	24,912	22,412
Total revenues	<u>97,600</u>	<u>40,734</u>	<u>(56,866)</u>
EXPENDITURES			
Judicial	97,600	107,145	(9,545)
Total expenditures	<u>97,600</u>	<u>107,145</u>	<u>(9,545)</u>
Excess (deficiency) of revenues over expenditures	-	(66,411)	(66,411)
Fund balance at beginning of year	77,846	85,372	7,526
Fund balance at end of year	<u>\$ 77,846</u>	<u>\$ 18,961</u>	<u>\$ (58,885)</u>

**COUNTY OF LYCOMING, PENNSYLVANIA
REGISTER & RECORDER CAPITAL IMPROVEMENT FUND
SCHEDULE OF REVENUES, EXPENDITURES AND
CHANGES IN FUND BALANCE-BUDGET (GAAP BASIS) TO ACTUAL
FOR THE YEAR ENDED DECEMBER 31, 2011**

	<u>Final Budget</u>	<u>Actual</u>	<u>Variance Positive (Negative)</u>
REVENUES			
Charge for service	\$ 185,000	\$ 172,040	\$ (12,960)
Investment earnings	850	-	(850)
Total revenues	<u>185,850</u>	<u>172,040</u>	<u>(13,810)</u>
EXPENDITURES			
Judicial			
Capital improvement fund			
Register & Recorder	60,000	55,169	4,831
County	52,500	38,180	14,320
Total judicial	<u>112,500</u>	<u>93,349</u>	<u>19,151</u>
Public Works			
Act 137 A.H.E.	75,000	50,000	25,000
Total public works	<u>75,000</u>	<u>50,000</u>	<u>25,000</u>
Total expenditures	<u>187,500</u>	<u>143,349</u>	<u>44,151</u>
Excess (deficiency) of revenues over expenditures	(1,650)	28,691	30,341
Fund balance at beginning of year	608,429	70,192	(538,237)
Fund balance at end of year	<u>\$ 606,779</u>	<u>\$ 98,883</u>	<u>\$ (507,896)</u>

**COUNTY OF LYCOMING, PENNSYLVANIA
PROTHONOTARY AUTOMATION FUND
SCHEDULE OF REVENUES, EXPENDITURES AND
CHANGES IN FUND BALANCE-BUDGET (GAAP BASIS) TO ACTUAL
FOR THE YEAR ENDED DECEMBER 31, 2011**

	<u>Final Budget</u>	<u>Actual</u>	<u>Variance Positive (Negative)</u>
REVENUES			
Charge for service	\$ 2,400	\$ 30,167	\$ 27,767
Total revenues	<u>2,400</u>	<u>30,167</u>	<u>27,767</u>
EXPENDITURES			
Judicial	2,400	6,605	(4,205)
Total expenditures	<u>2,400</u>	<u>6,605</u>	<u>(4,205)</u>
Excess (deficiency) of revenues over expenditures	-	23,562	23,562
Fund balance at beginning of year	38,737	45,020	6,283
Fund balance at end of year	<u>\$ 38,737</u>	<u>\$ 68,582</u>	<u>\$ 29,845</u>

**COUNTY OF LYCOMING, PENNSYLVANIA
EMERGENCY SERVICES
SCHEDULE OF REVENUES, EXPENDITURES AND
CHANGES IN FUND BALANCE-BUDGET (GAAP BASIS) TO ACTUAL
FOR THE YEAR ENDED DECEMBER 31, 2011**

	<u>Final Budget</u>	<u>Actual</u>	<u>Variance Positive (Negative)</u>
REVENUES			
Intergovernmental revenues	\$ 409,263	\$ 373,331	\$ (35,932)
Investment earnings	600	222	(378)
Miscellaneous revenues	-	2,621	2,621
Total revenues	<u>409,863</u>	<u>376,174</u>	<u>(33,689)</u>
EXPENDITURES			
Public safety	<u>409,263</u>	<u>380,162</u>	<u>29,101</u>
Total expenditures	<u>409,263</u>	<u>380,162</u>	<u>29,101</u>
Excess (deficiency) of revenues over expenditures	600	(3,988)	(4,588)
Fund balance at beginning of year	55,816	77,594	21,778
Fund balance at end of year	<u>\$ 56,416</u>	<u>\$ 73,606</u>	<u>\$ 17,190</u>

**COUNTY OF LYCOMING, PENNSYLVANIA
HAZ-MAT
SCHEDULE OF REVENUES, EXPENDITURES AND
CHANGES IN FUND BALANCE-BUDGET (GAAP BASIS) TO ACTUAL
FOR THE YEAR ENDED DECEMBER 31, 2011**

	<u>Final Budget</u>	<u>Actual</u>	<u>Variance Positive (Negative)</u>
REVENUES			
Intergovernmental revenues	\$ 24,570	\$ 33,659	\$ 9,089
Charge for services	23,500	44,100	20,600
Investment earnings	-	58	58
Total revenues	<u>48,070</u>	<u>77,817</u>	<u>29,747</u>
EXPENDITURES			
Public safety	<u>48,070</u>	<u>77,817</u>	<u>(29,747)</u>
Total expenditures	<u>48,070</u>	<u>77,817</u>	<u>(29,747)</u>
Excess (deficiency) of revenues over expenditures	-	-	-
Fund balance at beginning of year	38,485	16,885	(21,600)
Fund balance at end of year	<u>\$ 38,485</u>	<u>\$ 16,885</u>	<u>\$ (21,600)</u>

COUNTY OF LYCOMING, PENNSYLVANIA
911 WIRELINE
SCHEDULE OF REVENUES, EXPENDITURES AND
CHANGES IN FUND BALANCE-BUDGET (GAAP BASIS) TO ACTUAL
FOR THE YEAR ENDED DECEMBER 31, 2011

	<u>Final Budget</u>	<u>Actual</u>	<u>Variance Positive (Negative)</u>
REVENUES			
Charge for services	\$ 825,000	\$ 825,816	\$ 816
Investment earnings	1,200	858	(342)
Total revenues	<u>826,200</u>	<u>826,674</u>	<u>474</u>
EXPENDITURES			
Public safety	496,000	801,481	(305,481)
Capital	-	-	-
Total expenditures	<u>496,000</u>	<u>801,481</u>	<u>(305,481)</u>
Excess (deficiency) of revenues over expenditures	330,200	25,193	(305,007)
OTHER FINANCING SOURCES (USES)			
Transfer out	<u>(250,000)</u>	<u>(250,000)</u>	-
Total other financing sources (uses)	<u>(250,000)</u>	<u>(250,000)</u>	-
Excess (deficiency) of revenues and other financing sources over expenditures and other financing uses	80,200	(224,807)	(305,007)
Fund balance at beginning of year	<u>759,423</u>	<u>465,287</u>	<u>(294,136)</u>
Fund balance at end of year	<u>\$ 839,623</u>	<u>\$ 240,480</u>	<u>\$ (599,143)</u>

**COUNTY OF LYCOMING, PENNSYLVANIA
911 WIRELESS
SCHEDULE OF REVENUES, EXPENDITURES AND
CHANGES IN FUND BALANCE-BUDGET (GAAP BASIS) TO ACTUAL
FOR THE YEAR ENDED DECEMBER 31, 2011**

	<u>Final Budget</u>	<u>Actual</u>	<u>Variance Positive (Negative)</u>
REVENUES			
Charge for services	\$ 840,000	\$ 927,332	\$ 87,332
Investment earnings	2,000	579	(1,421)
Total revenues	<u>842,000</u>	<u>927,911</u>	<u>85,911</u>
EXPENDITURES			
Public safety	<u>842,000</u>	<u>892,938</u>	<u>(50,938)</u>
Total expenditures	<u>842,000</u>	<u>892,938</u>	<u>(50,938)</u>
Excess (deficiency) of revenues over expenditures	-	34,973	34,973
Fund balance at beginning of year	<u>2,104,593</u>	<u>-</u>	<u>(2,104,593)</u>
Fund balance at end of year	<u>\$ 2,104,593</u>	<u>\$ 34,973</u>	<u>\$ (2,069,620)</u>

**COUNTY OF LYCOMING, PENNSYLVANIA
E.M.A. GRANT
SCHEDULE OF REVENUES, EXPENDITURES AND
CHANGES IN FUND BALANCE-BUDGET (GAAP BASIS) TO ACTUAL
FOR THE YEAR ENDED DECEMBER 31, 2011**

	<u>Final Budget</u>	<u>Actual</u>	<u>Variance Positive (Negative)</u>
REVENUES			
Intergovernmental revenues	\$ 11,962	\$ 11,266	\$ (696)
Total revenues	<u>11,962</u>	<u>11,266</u>	<u>(696)</u>
EXPENDITURES			
Public safety	11,962	12,386	(424)
Total expenditures	<u>11,962</u>	<u>12,386</u>	<u>(424)</u>
Excess (deficiency) of revenues over expenditures	-	(1,120)	(1,120)
Fund balance at beginning of year	17	13,164	13,147
Fund balance at end of year	<u>\$ 17</u>	<u>\$ 12,044</u>	<u>\$ 12,027</u>

**COUNTY OF LYCOMING, PENNSYLVANIA
HIGHWAY SAFETY GRANT
SCHEDULE OF REVENUES, EXPENDITURES AND
CHANGES IN FUND BALANCE-BUDGET (GAAP BASIS) TO ACTUAL
FOR THE YEAR ENDED DECEMBER 31, 2011**

	<u>Final Budget</u>	<u>Actual</u>	<u>Variance Positive (Negative)</u>
REVENUES			
Intergovernmental revenues	\$ 92,420	\$ 88,776	\$ (3,644)
Total revenues	<u>92,420</u>	<u>88,776</u>	<u>(3,644)</u>
EXPENDITURES			
Public safety			
2010-2011 Highway safety	67,657	67,421	236
2011-2012 Highway safety	24,763	21,355	3,408
Total public safety	<u>92,420</u>	<u>88,776</u>	<u>3,644</u>
Total expenditures	<u>92,420</u>	<u>88,776</u>	<u>3,644</u>
Excess (deficiency) of revenues over expenditures	-	-	-
Fund balance at beginning of year	<u>-</u>	<u>-</u>	<u>-</u>
Fund balance at end of year	<u>\$ -</u>	<u>\$ -</u>	<u>\$ -</u>

**COUNTY OF LYCOMING, PENNSYLVANIA
P.C.C.D. J.A.I.B. / AFTERCARE GRANT
SCHEDULE OF REVENUES, EXPENDITURES AND
CHANGES IN FUND BALANCE-BUDGET (GAAP BASIS) TO ACTUAL
FOR THE YEAR ENDED DECEMBER 31, 2011**

	<u>Final Budget</u>	<u>Actual</u>	<u>Variance Positive (Negative)</u>
REVENUES			
Intergovernmental revenues	\$ 53,858	\$ 45,828	\$ (8,030)
Total revenues	<u>53,858</u>	<u>45,828</u>	<u>(8,030)</u>
EXPENDITURES			
Public Safety			
J.A.I.B.G.	78,500	72,357	6,143
Aftercare	22,960	18,747	4,213
Fatherhood	19,222	17,081	2,141
Total expenditures	<u>120,682</u>	<u>108,185</u>	<u>12,497</u>
Excess (deficiency) of revenues over expenditures	(66,824)	(62,357)	4,467
OTHER FINANCING SOURCES (USES)			
Transfer in	66,824	62,357	(4,467)
Total other financing sources (uses)	<u>66,824</u>	<u>62,357</u>	<u>(4,467)</u>
Excess (deficiency) of revenues and other financing sources over expenditures and other financing uses	-	-	-
Fund balance at beginning of year	<u>(700)</u>	<u>-</u>	<u>700</u>
Fund balance at end of year	<u>\$ (700)</u>	<u>\$ -</u>	<u>\$ 700</u>

**COUNTY OF LYCOMING, PENNSYLVANIA
LIQUID FUEL FUND
SCHEDULE OF REVENUES, EXPENDITURES AND
CHANGES IN FUND BALANCE-BUDGET (GAAP BASIS) TO ACTUAL
FOR THE YEAR ENDED DECEMBER 31, 2011**

	<u>Final Budget</u>	<u>Actual</u>	<u>Variance Positive (Negative)</u>
REVENUES			
Intergovernmental revenues	\$ 1,082,000	\$ 1,218,957	\$ 136,957
Investment earnings	3,000	620	(2,380)
Total revenues	<u>1,085,000</u>	<u>1,219,577</u>	<u>134,577</u>
EXPENDITURES			
Public works			
Administration, inspections and repairs	272,000	311,848	(39,848)
Approved projects	400,000	322,625	77,375
Capital outlay	532,000	674,976	(142,976)
Total public works	<u>1,204,000</u>	<u>1,309,449</u>	<u>(105,449)</u>
Total expenditures	<u>1,204,000</u>	<u>1,309,449</u>	<u>(105,449)</u>
Excess (deficiency) of revenues over expenditures	(119,000)	(89,872)	29,128
Fund balance at beginning of year	(488,123)	486,980	975,103
Fund balance at end of year	<u>\$ (607,123)</u>	<u>\$ 397,108</u>	<u>\$ 1,004,231</u>

**COUNTY OF LYCOMING, PENNSYLVANIA
ACT 44 BRIDGE FUND
SCHEDULE OF REVENUES, EXPENDITURES AND
CHANGES IN FUND BALANCE-BUDGET (GAAP BASIS) TO ACTUAL
FOR THE YEAR ENDED DECEMBER 31, 2011**

	<u>Final Budget</u>	<u>Actual</u>	<u>Variance Positive (Negative)</u>
REVENUES			
Intergovernmental revenues	\$ -	\$ 28,675	\$ 28,675
Investment earnings	250	148	(102)
Total revenues	<u>250</u>	<u>28,823</u>	<u>28,573</u>
EXPENDITURES			
Public works			
Administration, inspections and repairs	10,000	1,162	8,838
Total expenditures	<u>10,000</u>	<u>1,162</u>	<u>8,838</u>
Excess (deficiency) of revenues over expenditures	(9,750)	27,661	37,411
Fund balance at beginning of year	61,555	119,697	58,142
Fund balance at end of year	<u>\$ 51,805</u>	<u>\$ 147,358</u>	<u>\$ 95,553</u>

**COUNTY OF LYCOMING, PENNSYLVANIA
COMMUNITY DEVELOPMENT BLOCK GRANTS
SCHEDULE OF REVENUES, EXPENDITURES AND
CHANGES IN FUND BALANCE-BUDGET (GAAP BASIS) TO ACTUAL
FOR THE YEAR ENDED DECEMBER 31, 2011**

	<u>Final Budget</u>	<u>Actual</u>	<u>Variance Positive (Negative)</u>
REVENUES			
Intergovernmental revenues	\$ 526,320	\$ 189,980	\$ (336,340)
Program Revenues	-	-	-
Total revenues	<u>526,320</u>	<u>189,980</u>	<u>(336,340)</u>
EXPENDITURES			
Public works			
2007 grant	-	7,590	(7,590)
2008 grant	-	25,191	(25,191)
2009 grant	227,921	125,199	102,722
2010 grant	248,399	32,000	216,399
2011 grant	50,000	-	50,000
Total public works	<u>526,320</u>	<u>189,980</u>	<u>336,340</u>
Total expenditures	<u>526,320</u>	<u>189,980</u>	<u>336,340</u>
Excess (deficiency) of revenues over expenditures	-	-	-
Fund balance at beginning of year	-	-	-
Fund balance at end of year	<u>\$ -</u>	<u>\$ -</u>	<u>\$ -</u>

**COUNTY OF LYCOMING, PENNSYLVANIA
EDPS FLOOD MITIGATION PROJECTS
SCHEDULE OF REVENUES, EXPENDITURES AND
CHANGES IN FUND BALANCE-BUDGET (GAAP BASIS) TO ACTUAL
FOR THE YEAR ENDED DECEMBER 31, 2011**

	<u>Final Budget</u>	<u>Actual</u>	<u>Variance Positive (Negative)</u>
REVENUES			
Intergovernmental revenues	\$ 376,000	\$ 50,639	\$ (325,361)
Total revenues	<u>376,000</u>	<u>50,639</u>	<u>(325,361)</u>
EXPENDITURES			
Public works			
Flood mitigation	<u>376,000</u>	<u>60,639</u>	<u>315,361</u>
Total public works	<u>376,000</u>	<u>60,639</u>	<u>315,361</u>
Total expenditures	<u>376,000</u>	<u>60,639</u>	<u>315,361</u>
Excess (deficiency) of revenues over expenditures	-	(10,000)	(10,000)
OTHER FINANCING SOURCES (USES)			
Transfer in	-	<u>10,000</u>	<u>10,000</u>
Total other financing sources (uses)	<u>-</u>	<u>10,000</u>	<u>10,000</u>
Excess (deficiency) of revenues and other financing sources over expenditures and other financing uses	-	-	-
Fund balance at beginning of year	130,064	-	(130,064)
Fund balance at end of year	<u>\$ 130,064</u>	<u>\$ -</u>	<u>\$ (130,064)</u>

**COUNTY OF LYCOMING, PENNSYLVANIA
EDPS ENVIRONMENTAL PROJECTS
SCHEDULE OF REVENUES, EXPENDITURES AND
CHANGES IN FUND BALANCE-BUDGET (GAAP BASIS) TO ACTUAL
FOR THE YEAR ENDED DECEMBER 31, 2011**

	<u>Final Budget</u>	<u>Actual</u>	<u>Variance Positive (Negative)</u>
REVENUES			
Intergovernmental revenues	\$ 84,144	\$ 204,255	\$ 120,111
Miscellaneous revenues	139,068	86,847	(52,221)
Total revenues	<u>223,212</u>	<u>291,102</u>	<u>67,890</u>
EXPENDITURES			
Public works			
EDPS environmental division	226,462	313,505	(87,043)
Total public works	<u>226,462</u>	<u>313,505</u>	<u>(87,043)</u>
Total expenditures	<u>226,462</u>	<u>313,505</u>	<u>(87,043)</u>
Excess (deficiency) of revenues over expenditures	(3,250)	(22,403)	(19,153)
OTHER FINANCING SOURCES (USES)			
Transfer in	3,250	22,403	19,153
Total other financing sources (uses)	<u>3,250</u>	<u>22,403</u>	<u>19,153</u>
Excess (deficiency) of revenues and other financing sources over expenditures and other financing uses	-	-	-
Fund balance at beginning of year	(6,168)	-	6,168
Fund balance at end of year	<u>\$ (6,168)</u>	<u>\$ -</u>	<u>\$ 6,168</u>

**COUNTY OF LYCOMING, PENNSYLVANIA
EDPS ECONOMIC DEVELOPMENT PROJECTS
SCHEDULE OF REVENUES, EXPENDITURES AND
CHANGES IN FUND BALANCE-BUDGET (GAAP BASIS) TO ACTUAL
FOR THE YEAR ENDED DECEMBER 31, 2011**

	<u>Final Budget</u>	<u>Actual</u>	<u>Variance Positive (Negative)</u>
REVENUES			
Intergovernmental revenues	\$ 316,558	\$ 389,515	\$ 72,957
Total revenues	<u>316,558</u>	<u>389,515</u>	<u>72,957</u>
EXPENDITURES			
Public works			
Economic development	329,558	338,357	(8,799)
Economic revitalization	-	-	-
Total public works	<u>329,558</u>	<u>338,357</u>	<u>(8,799)</u>
Culture & Recreation	-	74,615	(74,615)
Total expenditures	<u>329,558</u>	<u>412,972</u>	<u>(83,414)</u>
Excess (deficiency) of revenues over expenditures	(13,000)	(23,457)	(10,457)
OTHER FINANCING SOURCES (USES)			
Transfer in	13,000	23,457	10,457
Total other financing sources (uses)	<u>13,000</u>	<u>23,457</u>	<u>10,457</u>
Excess (deficiency) of revenues and other financing sources over expenditures and other financing uses	-	-	-
Fund balance at beginning of year	119,152	-	(119,152)
Fund balance at end of year	<u>\$ 119,152</u>	<u>\$ -</u>	<u>\$ (119,152)</u>

**COUNTY OF LYCOMING, PENNSYLVANIA
 GROWING GREENER TRUST
 SCHEDULE OF REVENUES, EXPENDITURES AND
 CHANGES IN FUND BALANCE-BUDGET (GAAP BASIS) TO ACTUAL
 FOR THE YEAR ENDED DECEMBER 31, 2011**

	<u>Final Budget</u>	<u>Actual</u>	<u>Variance Positive (Negative)</u>
REVENUES			
Investment earnings	\$ 2,000	\$ 1,322	\$ (678)
Total revenues	<u>2,000</u>	<u>1,322</u>	<u>(678)</u>
Excess (deficiency) of revenues over expenditures	2,000	1,322	(678)
OTHER FINANCING SOURCES (USES)			
Transfer out	<u>(3,250)</u>	<u>(25,749)</u>	<u>(22,499)</u>
Total other financing sources (uses)	<u>(3,250)</u>	<u>(25,749)</u>	<u>(22,499)</u>
Excess (deficiency) of revenues and other financing sources over expenditures and other financing uses	(1,250)	(24,427)	(23,177)
Fund balance at beginning of year	<u>942,958</u>	<u>1,008,387</u>	<u>65,429</u>
Fund balance at end of year	<u>\$ 941,708</u>	<u>\$ 983,960</u>	<u>\$ 42,252</u>

**COUNTY OF LYCOMING, PENNSYLVANIA
FARM EASEMENT PROGRAM
SCHEDULE OF REVENUES, EXPENDITURES AND
CHANGES IN FUND BALANCE-BUDGET (GAAP BASIS) TO ACTUAL
FOR THE YEAR ENDED DECEMBER 31, 2011**

	<u>Final Budget</u>	<u>Actual</u>	<u>Variance Positive (Negative)</u>
REVENUES			
Intergovernmental revenues	\$ -	\$ 2,543	\$ 2,543
Charge for services	7,000	11,009	4,009
Total revenues	<u>7,000</u>	<u>13,552</u>	<u>6,552</u>
EXPENDITURES			
Conservation & development	59,900	4,500	55,400
Total expenditures	<u>59,900</u>	<u>4,500</u>	<u>55,400</u>
Excess (deficiency) of revenues over expenditures	<u>(52,900)</u>	<u>9,052</u>	<u>61,952</u>
OTHER FINANCING SOURCES (USES)			
Transfer in	50,000	50,000	-
Total other financing sources (uses)	<u>50,000</u>	<u>50,000</u>	<u>-</u>
Excess (deficiency) of revenues and other financing sources over expenditures and other financing uses	<u>(2,900)</u>	<u>59,052</u>	<u>61,952</u>
Fund balance at beginning of year	203,292	181,092	(22,200)
Fund balance at end of year	<u>\$ 200,392</u>	<u>\$ 240,144</u>	<u>\$ 39,752</u>

**COUNTY OF LYCOMING, PENNSYLVANIA
NUTRIENT TRADING PROGRAM
SCHEDULE OF REVENUES, EXPENDITURES AND
CHANGES IN FUND BALANCE-BUDGET (GAAP BASIS) TO ACTUAL
FOR THE YEAR ENDED DECEMBER 31, 2011**

	<u>Final Budget</u>	<u>Actual</u>	<u>Variance Positive (Negative)</u>
REVENUES			
Miscellaneous revenues	\$ -	\$ 54,737	\$ 54,737
Total revenues	<u>-</u>	<u>54,737</u>	<u>54,737</u>
EXPENDITURES			
Conservation & development	-	41,053	(41,053)
Total expenditures	<u>-</u>	<u>41,053</u>	<u>(41,053)</u>
Excess (deficiency) of revenues over expenditures	-	13,684	13,684
Fund balance at beginning of year	-	-	-
Fund balance at end of year	<u>\$ -</u>	<u>\$ 13,684</u>	<u>\$ 13,684</u>

**COUNTY OF LYCOMING, PENNSYLVANIA
 MISCELLANEOUS SPECIAL REVENUE GRANTS
 SCHEDULE OF REVENUES, EXPENDITURES AND
 CHANGES IN FUND BALANCE-BUDGET (GAAP BASIS) TO ACTUAL
 FOR THE YEAR ENDED DECEMBER 31, 2011**

	<u>Final Budget</u>	<u>Actual</u>	<u>Variance Positive (Negative)</u>
REVENUES			
Intergovernmental revenues	\$ 40,922	\$ 33,834	\$ (7,088)
Total revenues	<u>40,922</u>	<u>33,834</u>	<u>(7,088)</u>
EXPENDITURES			
Judicial	40,922	28,252	12,670
Capital outlay	-	5,582	(5,582)
Total expenditures	<u>40,922</u>	<u>33,834</u>	<u>7,088</u>
Excess (deficiency) of revenues over expenditures	-	-	-
OTHER FINANCING SOURCES (USES)			
Transfer out	-	-	-
Total other financing sources (uses)	<u>-</u>	<u>-</u>	<u>-</u>
Excess (deficiency) of revenues and other financing sources over expenditures and other financing uses	-	-	-
Fund balance at beginning of year	780	-	(780)
Fund balance at end of year	<u>\$ 780</u>	<u>\$ -</u>	<u>\$ (780)</u>

DEBT SERVICE FUND

The Debt Service Fund accounts for the accumulation of resources for and the payment of general long-term debt principal, interest and related cost to the County of Lycoming.

**COUNTY OF LYCOMING, PENNSYLVANIA
DEBT SERVICE FUND
STATEMENT OF REVENUES, EXPENDITURES AND
CHANGES IN FUND BALANCES
FOR THE YEAR ENDED DECEMBER 31, 2011**

EXPENDITURES	<u>Debt Service</u>
Debt service	
Principal retirement	
2003 Bonds	\$ 525,000
2006 Bonds	90,000
2007 Bonds Series A	22,997
2007 Bonds Series B	200,000
2009 Bonds	190,000
2010 Bonds	66,411
Total principal	<u>1,094,408</u>
Interest expense	
2003 Bonds	178,250
2006 Bonds	155,396
2007 Bonds Series A	46,592
2007 Bonds Series B	832,331
2009 Bonds	87,319
2010 Bonds	424,221
Total interest	<u>1,724,109</u>
Total debt service	<u>2,818,517</u>
Total expenditures	<u>2,818,517</u>
Excess (deficiency) of revenues over expenditures	<u>(2,818,517)</u>
OTHER FINANCING SOURCES (USES)	
Transfer in	<u>2,818,517</u>
Total other financing sources (uses)	<u>2,818,517</u>
Net change in fund balance	-
Fund balance beginning of year	<u>-</u>
Fund balance end of year	<u><u>\$ -</u></u>

**COUNTY OF LYCOMING, PENNSYLVANIA
DEBT SERVICE FUND
SCHEDULE OF REVENUES, EXPENDITURES AND
CHANGES IN FUND BALANCE-BUDGET (GAAP BASIS) AND ACTUAL
YEAR ENDED DECEMBER 31, 2011**

	<u>Final Budget</u>	<u>Actual</u>	<u>Variance Positive (Negative)</u>
EXPENDITURES			
Debt Service			
Principal retirement			
2003 Bonds	\$ 525,000	\$ 525,000	\$ -
2006 Bonds	90,000	90,000	-
2007 Bonds Series A	22,997	22,997	-
2007 Bonds Series B	200,000	200,000	-
2009 Bonds	155,000	190,000	(35,000)
2010 Bonds	66,411	66,411	-
Total principal	<u>1,059,408</u>	<u>1,094,408</u>	<u>(35,000)</u>
Interest expense			
2003 Bonds	178,250	178,250	-
2006 Bonds	155,396	155,396	-
2007 Bonds Series A	46,592	46,592	-
2007 Bonds Series B	832,331	832,331	-
2009 Bonds	122,602	87,319	35,283
2010 Bonds	424,221	424,221	-
Total interest	<u>1,759,392</u>	<u>1,724,109</u>	<u>35,283</u>
Total expenditures	<u>2,818,800</u>	<u>2,818,517</u>	<u>283</u>
Excess (deficiency) of revenues over expenditures	(2,818,800)	(2,818,517)	283
OTHER FINANCING SOURCES (USES)			
Transfer in	2,818,800	2,818,517	(283)
Total other financing sources (uses)	<u>2,818,800</u>	<u>2,818,517</u>	<u>(283)</u>
Excess (deficiency) of revenues and other financing sources over expenditures and other financing uses	-	-	-
Fund balance at beginning of year	-	-	-
Fund balance at end of year	<u>\$ -</u>	<u>\$ -</u>	<u>\$ -</u>

CAPITAL PROJECT FUNDS

Help America Vote Act

Funds allocated to meet the Federal mandate to purchase electronic voting equipment.

Capital Projects Fund

Funds used to finance software upgrades to the countywide financial system.

Law Enforcement Record Management System

Funds allocated to develop a countywide police information system.

Industrial Park

Funds allocated to the development of a County industrial park.

**COUNTY OF LYCOMING, PENNSYLVANIA
CAPITAL PROJECTS FUNDS
COMBINING BALANCE SHEET
DECEMBER 31, 2011**

	<u>H.A.V.A.</u>	<u>Capital Projects</u>	<u>L.E.R.M.S</u>	<u>Industrial Park</u>	<u>Total</u>
ASSETS					
Due from other governments	\$ 2,965	\$ -	\$ -	\$ -	\$ 2,965
Total assets and other debits	<u>\$ 2,965</u>	<u>\$ -</u>	<u>\$ -</u>	<u>\$ -</u>	<u>\$ 2,965</u>
LIABILITIES & FUND EQUITY					
Liabilities					
Due to other funds	\$ 2,965	\$ -	\$ -	\$ -	\$ 2,965
Total liabilities	<u>2,965</u>	<u>-</u>	<u>-</u>	<u>-</u>	<u>2,965</u>
Fund equity					
Assigned	-	-	-	-	-
Total fund equity	<u>-</u>	<u>-</u>	<u>-</u>	<u>-</u>	<u>-</u>
Total liabilities & fund equity	<u>\$ 2,965</u>	<u>\$ -</u>	<u>\$ -</u>	<u>\$ -</u>	<u>\$ 2,965</u>

**COUNTY OF LYCOMING, PENNSYLVANIA
CAPITAL PROJECTS FUNDS
COMBINING STATEMENT OF REVENUES, EXPENDITURES
AND CHANGES IN FUND BALANCES
FOR THE YEAR ENDED DECEMBER 31, 2011**

	<u>H.A.V.A.</u>	<u>Capital Projects</u>	<u>L.E.R.M.S</u>	<u>Industrial Park</u>	<u>Total</u>
REVENUES					
Intergovernmental revenues	\$ 32,454	\$ -	\$ -	\$ -	\$32,454
Interest Income	5	-	-	-	5
Total revenues	<u>32,459</u>	<u>-</u>	<u>-</u>	<u>-</u>	<u>32,459</u>
EXPENDITURES					
Current					
General government	32,459	-	-	-	32,459
Total expenditures	<u>32,459</u>	<u>-</u>	<u>-</u>	<u>-</u>	<u>32,459</u>
Excess (deficiency) of revenues over expenditures	-	-	-	-	-
OTHER FINANCING SOURCES (USES)					
Transfer in/(out)	-	(24,046)	(13,044)	-	(37,090)
Total other financing sources (uses)	<u>-</u>	<u>(24,046)</u>	<u>(13,044)</u>	<u>-</u>	<u>(37,090)</u>
Net change in fund balance	-	(24,046)	(13,044)	-	(37,090)
Fund balance at beginning of year	<u>-</u>	<u>24,046</u>	<u>13,044</u>	<u>-</u>	<u>37,090</u>
Fund balance end of year	<u>\$ -</u>	<u>\$ -</u>	<u>\$ -</u>	<u>\$ -</u>	<u>\$ -</u>

**COUNTY OF LYCOMING, PENNSYLVANIA
H.A.V.A. GRANTS
SCHEDULE OF REVENUES, EXPENDITURES AND
CHANGES IN FUND BALANCE-BUDGET (GAAP BASIS) TO ACTUAL
FOR THE YEAR ENDED DECEMBER 31, 2011**

	<u>Final Budget</u>	<u>Actual</u>	<u>Variance Positive (Negative)</u>
REVENUES			
Intergovernmental revenues	\$ -	\$ 32,454	\$ 32,454
Interest Income	-	5	5
Total revenues	<u>-</u>	<u>32,459</u>	<u>32,459</u>
EXPENDITURES			
Material & supplies	-	32,459	(32,459)
Total expenditures	<u>-</u>	<u>32,459</u>	<u>(32,459)</u>
Excess (deficiency) of revenues over expenditures	-	-	-
OTHER FINANCIAL SOURCES (USES)			
Transfer in	-	-	-
Total other financing sources (uses)	<u>-</u>	<u>-</u>	<u>-</u>
Excess (deficiency) of revenues and other financing sources over expenditures and other financing uses	-	-	-
Fund balance at beginning of year	<u>-</u>	<u>-</u>	<u>-</u>
Fund balance at end of year	<u>\$ -</u>	<u>\$ -</u>	<u>\$ -</u>

**COUNTY OF LYCOMING, PENNSYLVANIA
CAPITAL PROJECTS FUND
SCHEDULE OF REVENUES, EXPENDITURES AND
CHANGES IN FUND BALANCE-BUDGET (GAAP BASIS) TO ACTUAL
FOR THE YEAR ENDED DECEMBER 31, 2011**

	<u>Final Budget</u>	<u>Actual</u>	<u>Variance Positive (Negative)</u>
REVENUES			
Intergovernmental revenues	\$ -	\$ -	\$ -
Total revenues	<u>-</u>	<u>-</u>	<u>-</u>
EXPENDITURES			
General Government	-	-	-
Total expenditures	<u>-</u>	<u>-</u>	<u>-</u>
Excess (deficiency) of revenues over expenditures	-	-	-
OTHER FINANCIAL SOURCES (USES)			
Transfer out	-	(24,046)	(24,046)
Total other financing sources (uses)	<u>-</u>	<u>(24,046)</u>	<u>(24,046)</u>
Excess (deficiency) of revenues and other financing sources over expenditures and other financing uses	-	(24,046)	(24,046)
Fund balance at beginning of year	<u>-</u>	<u>24,046</u>	<u>24,046</u>
Fund balance at end of year	<u><u>\$ -</u></u>	<u><u>\$ -</u></u>	<u><u>\$ -</u></u>

**COUNTY OF LYCOMING, PENNSYLVANIA
LAW ENFORCEMENT RECORDS MANAGEMENT SYSTEM
SCHEDULE OF REVENUES, EXPENDITURES AND
CHANGES IN FUND BALANCE-BUDGET (GAAP BASIS) TO ACTUAL
FOR THE YEAR ENDED DECEMBER 31, 2011**

	<u>Final Budget</u>	<u>Actual</u>	<u>Variance Positive (Negative)</u>
REVENUES			
Intergovernmental revenues	\$ -	\$ -	\$ -
Total revenues	<u>-</u>	<u>-</u>	<u>-</u>
EXPENDITURES			
Capital outlay	-	-	-
Total expenditures	<u>-</u>	<u>-</u>	<u>-</u>
Excess (deficiency) of revenues over expenditures	-	-	-
OTHER FINANCIAL SOURCES (USES)			
Transfer out	-	(13,044)	(13,044)
Total other financing sources (uses)	<u>-</u>	<u>(13,044)</u>	<u>(13,044)</u>
Excess (deficiency) of revenues and other financing sources over expenditures and other financing uses	-	(13,044)	(13,044)
Fund balance at beginning of year	<u>-</u>	<u>13,044</u>	<u>13,044</u>
Fund balance at end of year	<u>\$ -</u>	<u>\$ -</u>	<u>\$ -</u>

**COUNTY OF LYCOMING, PENNSYLVANIA
INDUSTRIAL PARK
SCHEDULE OF REVENUES, EXPENDITURES AND
CHANGES IN FUND BALANCE-BUDGET (GAAP BASIS) TO ACTUAL
FOR THE YEAR ENDED DECEMBER 31, 2011**

	<u>Final Budget</u>	<u>Actual</u>	<u>Variance Positive (Negative)</u>
REVENUES			
Intergovernmental revenues	\$ 159,200	\$ -	\$ (159,200)
Total revenues	<u>159,200</u>	<u>-</u>	<u>(159,200)</u>
EXPENDITURES			
Public works	-	-	-
Total expenditures	<u>-</u>	<u>-</u>	<u>-</u>
Excess (deficiency) of revenues over expenditures	159,200	-	(159,200)
OTHER FINANCIAL SOURCES (USES)			
Transfer in	-	-	-
Transfer out	-	-	-
Total other financing sources (uses)	<u>-</u>	<u>-</u>	<u>-</u>
Excess (deficiency) of revenues and other financing sources over expenditures and other financing uses	159,200	-	(159,200)
Fund balance at beginning of year	<u>-</u>	<u>-</u>	<u>-</u>
Fund balance at end of year	<u>\$ 159,200</u>	<u>\$ -</u>	<u>\$ (159,200)</u>

ENTERPRISE FUND

This fund is used to account for the operations that are financed and operated in a manner similar to a private business enterprise – where the intent of the governing body is that the cost of providing goods and services to the general public on a continuing basis would be financed or recovered primarily through user charges.

Resource Management Services: The County operates a landfill, which serves a five and one half county area. It's also the location of the County resource recovery facility.

**COUNTY OF LYCOMING, PENNSYLVANIA
 RESOURCE MANAGEMENT SERVICES
 SCHEDULE OF REVENUES, EXPENSES AND
 CHANGES IN NET ASSETS - BUDGET (GAAP BASIS) TO ACTUAL
 FOR THE YEAR ENDED DECEMBER 31, 2011**

	<u>Final Budget</u>	<u>Actual</u>	<u>Variance Postive (Negative)</u>
OPERATING REVENUES			
Charge for services	\$ 12,767,966	\$ 13,596,129	\$ 828,163
Sales	2,152,900	2,494,813	341,913
Miscellaneous revenues	15,410	29,610	14,200
Total revenues	<u>14,936,276</u>	<u>16,120,552</u>	<u>1,184,276</u>
OPERATING EXPENSES			
Public works			
Salaries & wages	3,215,628	3,025,344	190,284
Material and supplies	333,103	271,005	62,098
Operating expenses	5,575,715	5,490,342	85,373
Maintenance and repairs	1,826,668	1,638,501	188,167
Depreciation expense	3,075,002	3,554,345	(479,343)
Uncollectible loan expense	0	1,019,322	(1,019,322)
Cost allocation plan expenses	1,724,191	1,647,385	76,806
Total operating expenses	<u>15,750,307</u>	<u>16,646,244</u>	<u>(895,937)</u>
Income (loss) from operations	<u>(814,031)</u>	<u>(525,692)</u>	<u>288,339</u>
NON-OPERATING REVENUES (EXPENSES)			
Investment earnings	1,717,302	2,515,611	798,309
Intergovernmental revenues	610,200	431,142	(179,058)
Net gain (loss) on sale of assets	(1,240)	63,084	64,324
Issuance Costs	(11,487)	(14,116)	(2,629)
Interest expenses	(421,467)	(421,309)	158
Total non-operating revenues (expenses)	<u>1,893,308</u>	<u>2,574,412</u>	<u>681,104</u>
Income (loss) before transfer	1,079,277	2,048,720	969,443
Transfer in (out)	<u>(2,143,919)</u>	<u>(2,531,218)</u>	<u>(387,299)</u>
Change in Net Assets	(1,064,642)	(482,498)	582,144
Total net assets-beginning	64,147,343	64,147,343	-
Total net assets-ending	<u>\$ 63,082,701</u>	<u>\$ 63,664,845</u>	<u>\$ 582,144</u>

Agency Funds

Agency funds are custodial in nature and do not involve measurement of results of operations. Agency funds are used to account for cash collected by elected row officers (Treasurer, Register and Recorder, Prothonotary, Sheriff and District Justice Courts) and other County offices that are subsequently disbursed to the County, other governments, or individuals for whom it was collected.

Delinquent Taxes

Accounts for the collection and disbursement of delinquent taxes collected by the county to the various schools, townships, and the County.

Municipal Taxes

Accounts for the collection and disbursement of current taxes collected by the county to the various schools and townships.

Welfare Burial

Accounts for funds to bury indigent persons.

Cost and Fines

Accounts for the collection and disbursement of cost and fines collected by the county to the various individuals, schools, townships, counties, and state government.

Lycoming County Health Care Plan

Accounts for the collection and disbursement of deductions from employees to cover various health care costs.

Escheats

Accounts for the collection and disbursement to the state for unclaimed funds.

Public Relations Fund

Accounts for private funds used to enhance the image of the County.

Domestic Relations Child Support

Accounts for the collection and distribution to the State for domestic relations payments.

Juvenile Restitution

Accounts for the collection and distribution of funds to provide support for juveniles and to reimburse individuals for damages.

Register and Recorder Adoption

Accounts for the collection and distribution of funds to support adoptions.

County Row Offices

To account for the collection and disbursement of funds to individuals, townships, and the state.

Prison and Pre-Release Commissary

To account for the collection and disbursement of inmate funds in association with the operation of the prison and pre-release commissaries.

COUNTY OF LYCOMING, PENNSYLVANIA
AGENCY FUNDS
COMBINING STATEMENT OF CHANGES IN ASSETS AND LIABILITIES
YEAR ENDED DECEMBER 31, 2011

	Balance at January 1, 2011	Additions	Deductions	Balance at December 31, 2011
<u>Delinquent Taxes</u>				
<u>Assets:</u>				
Cash and cash equivalents	\$ 929,386	\$ 10,187,595	\$ 10,044,588	\$ 1,072,393
Receivables				
Accounts receivable	67	-	67	-
Delinquent taxes	4,283,108	10,560,296	10,603,994	4,239,410
Total assets	<u>\$ 5,212,561</u>	<u>\$ 20,747,891</u>	<u>\$ 20,648,649</u>	<u>\$ 5,311,803</u>
<u>Liabilities:</u>				
Due to other governments	\$ 929,454	\$ 10,040,847	\$ 9,897,908	\$ 1,072,393
Escrow	4,283,107	10,413,616	10,457,313	4,239,410
Total liabilities	<u>\$ 5,212,561</u>	<u>\$ 20,454,463</u>	<u>\$ 20,355,221</u>	<u>\$ 5,311,803</u>
 <u>Municipal Tax</u>				
<u>Assets:</u>				
Cash and cash equivalents	\$ 169,445	\$ 9,803,223	\$ 9,686,901	\$ 285,767
Accounts receivable	-	18,469,815	18,469,815	-
Total assets	<u>\$ 169,445</u>	<u>\$ 28,273,038</u>	<u>\$ 28,156,716</u>	<u>\$ 285,767</u>
<u>Liabilities:</u>				
Accounts Payable	\$ 169,445	\$ 3,728,676	\$ 3,612,354	\$ 285,767
Due to other funds	-	6,075,038	6,075,038	-
Escrow	-	12,787,112	12,787,112	-
Total liabilities	<u>\$ 169,445</u>	<u>\$ 22,590,826</u>	<u>\$ 22,474,504</u>	<u>\$ 285,767</u>
 <u>Welfare Burial Fund</u>				
<u>Assets:</u>				
Cash and cash equivalents	\$ 20,161	\$ -	\$ -	\$ 20,161
Total assets	<u>\$ 20,161</u>	<u>\$ -</u>	<u>\$ -</u>	<u>\$ 20,161</u>
<u>Liabilities:</u>				
Escrow fund	\$ 20,161	\$ -	\$ -	\$ 20,161
Total liabilities	<u>\$ 20,161</u>	<u>\$ -</u>	<u>\$ -</u>	<u>\$ 20,161</u>
 <u>Cost & Fines</u>				
<u>Assets:</u>				
Cash and cash equivalents	\$ 130,132	\$ 2,753,781	\$ 2,734,077	\$ 149,836
Accounts receivable	10,008,828	18,690,939	18,764,467	9,935,300
Total assets	<u>\$ 10,138,960</u>	<u>\$ 21,444,720</u>	<u>\$ 21,498,544</u>	<u>\$ 10,085,136</u>
<u>Liabilities:</u>				
Due to other funds	\$ -	\$ 7,372	\$ 7,372	\$ -
Escrow	10,138,960	10,094,370	10,148,194	10,085,136
Total liabilities	<u>\$ 10,138,960</u>	<u>\$ 10,101,742</u>	<u>\$ 10,155,566</u>	<u>\$ 10,085,136</u>

(Continued)

COUNTY OF LYCOMING, PENNSYLVANIA
AGENCY FUNDS
COMBINING STATEMENT OF CHANGES IN ASSETS AND LIABILITIES
YEAR ENDED DECEMBER 31, 2011
(CONTINUED)

	Balance at January 1, 2011	Additions	Deductions	Balance at December 31, 2011
<u>Lyc. Cnty. Health Care Plan</u>				
<u>Assets:</u>				
Cash and cash equivalents	\$ 27,333	\$ 640,027	\$ 634,054	\$ 33,306
Total assets	<u>\$ 27,333</u>	<u>\$ 640,027</u>	<u>\$ 634,054</u>	<u>\$ 33,306</u>
<u>Liabilities:</u>				
Account Payable	\$ 17,022	\$ 639,731	\$ 634,090	\$ 22,663
Escrow fund	4,311	630,392	630,060	4,643
Interfund loans	6,000	-	-	6,000
Total liabilities	<u>\$ 27,333</u>	<u>\$ 1,270,123</u>	<u>\$ 1,264,150</u>	<u>\$ 33,306</u>
<u>Escheats Fund</u>				
<u>Assets:</u>				
Cash and cash equivalents	\$ 81,764	\$ 15,132	\$ 17,503	\$ 79,393
Due from other funds	41	308	41	308
Total assets	<u>\$ 81,805</u>	<u>\$ 15,440</u>	<u>\$ 17,544</u>	<u>\$ 79,701</u>
<u>Liabilities:</u>				
Account Payable	\$ -	\$ 17,461	\$ 17,461	\$ -
Escrow fund	81,805	17,420	19,524	79,701
Total liabilities	<u>\$ 81,805</u>	<u>\$ 34,881</u>	<u>\$ 36,985</u>	<u>\$ 79,701</u>
<u>Public Relation Fund</u>				
<u>Assets:</u>				
Cash and cash equivalents	\$ 6,359	\$ 8,942	\$ 4,102	\$ 11,199
Total assets	<u>\$ 6,359</u>	<u>\$ 8,942</u>	<u>\$ 4,102</u>	<u>\$ 11,199</u>
<u>Liabilities:</u>				
Account Payable	\$ 43	\$ 4,309	\$ 4,142	\$ 210
Escrow fund	6,316	8,982	4,309	10,989
Total liabilities	<u>\$ 6,359</u>	<u>\$ 13,291</u>	<u>\$ 8,451</u>	<u>\$ 11,199</u>

(Continued)

COUNTY OF LYCOMING, PENNSYLVANIA
AGENCY FUNDS
COMBINING STATEMENT OF CHANGES IN ASSETS AND LIABILITIES
YEAR ENDED DECEMBER 31, 2011
(CONTINUED)

	Balance at January 1, 2011	Additions	Deductions	Balance at December 31, 2011
<u>Domestic Relation Child Support</u>				
<u>Assets:</u>				
Cash and cash equivalents	\$ 4,095	\$ 610,418	\$ 563,460	\$ 51,053
Total assets	<u>\$ 4,095</u>	<u>\$ 610,418</u>	<u>\$ 563,460</u>	<u>\$ 51,053</u>
<u>Liabilities:</u>				
Escrow fund	\$ 4,095	\$ 610,418	\$ 563,460	\$ 51,053
Total liabilities	<u>\$ 4,095</u>	<u>\$ 610,418</u>	<u>\$ 563,460</u>	<u>\$ 51,053</u>
<u>Juvenile Restitution Fund</u>				
<u>Assets:</u>				
Cash and cash equivalents	\$ 69,421	\$ 33,135	\$ 31,255	\$ 71,301
Total assets	<u>\$ 69,421</u>	<u>\$ 33,135</u>	<u>\$ 31,255</u>	<u>\$ 71,301</u>
<u>Liabilities:</u>				
Accounts payable	\$ -	\$ 31,517	\$ 31,255	\$ 262
Escrow fund	69,421	33,135	31,517	71,039
Total liabilities	<u>\$ 69,421</u>	<u>\$ 64,652</u>	<u>\$ 62,772</u>	<u>\$ 71,301</u>
<u>Register & Recorder Adoption Fund</u>				
<u>Assets:</u>				
Cash and cash equivalents	\$ 38,850	\$ 1,350	\$ -	\$ 40,200
Due from other funds	75	-	75	-
Total assets	<u>\$ 38,925</u>	<u>\$ 1,350</u>	<u>\$ 75</u>	<u>\$ 40,200</u>
<u>Liabilities:</u>				
Escrow fund	\$ 38,925	\$ 1,275	\$ -	\$ 40,200
Total liabilities	<u>\$ 38,925</u>	<u>\$ 1,275</u>	<u>\$ -</u>	<u>\$ 40,200</u>
<u>County Row Offices</u>				
<u>Assets:</u>				
Cash and cash equivalents	\$ 1,468,374	\$ 17,842,120	\$ 18,493,560	\$ 816,934
Total assets	<u>\$ 1,468,374</u>	<u>\$ 17,842,120</u>	<u>\$ 18,493,560</u>	<u>\$ 816,934</u>
<u>Liabilities:</u>				
Due to other funds	\$ 116	\$ 2,756,185	\$ 2,755,993	\$ 308
Due to other governments	340,671	10,494,503	10,472,118	363,056
Escrow	1,127,587	4,591,431	5,265,448	453,570
Total liabilities	<u>\$ 1,468,374</u>	<u>\$ 17,842,119</u>	<u>\$ 18,493,559</u>	<u>\$ 816,934</u>

(Continued)

COUNTY OF LYCOMING, PENNSYLVANIA
AGENCY FUNDS
COMBINING STATEMENT OF CHANGES IN ASSETS AND LIABILITIES
YEAR ENDED DECEMBER 31, 2011
(CONTINUED)

	Balance at January 1, 2011	Additions	Deductions	Balance at December 31, 2011
<u>Prison & Pre-Release Commissary</u>				
<u>Assets:</u>				
Cash and cash equivalents	\$ 91,378	\$ 989,106	\$ 956,314	\$ 124,170
Due from other funds	4,309	42,771	40,448	6,632
Accounts receivable	1,518	822	946	1,394
Inventory of supplies	1,660	12,031	10,871	2,820
Total assets	<u>\$ 98,865</u>	<u>\$ 1,044,730</u>	<u>\$ 1,008,579</u>	<u>\$ 135,016</u>
<u>Liabilities:</u>				
Accounts payable	\$ 13,222	\$ 1,013,194	\$ 961,487	\$ 64,929
Escrow fund	80,143	1,333,326	1,348,882	64,587
Interfund loan	5,500	21,063	21,063	5,500
Total liabilities	<u>\$ 98,865</u>	<u>\$ 2,367,583</u>	<u>\$ 2,331,432</u>	<u>\$ 135,016</u>
<u>Total All Agency Funds</u>				
<u>Assets:</u>				
Cash and cash equivalents	\$ 3,036,698	\$ 42,884,829	\$ 43,165,814	\$ 2,755,713
Receivables				
Due from other funds	4,425	43,079	40,564	6,940
Accounts receivable	1,585	18,470,637	18,470,828	1,394
Delinquent taxes (non county)	4,283,108	10,560,296	10,603,994	4,239,410
Cost & fines (non county)	10,008,828	18,690,939	18,764,467	9,935,300
Inventory of supplies	1,660	12,031	10,871	2,820
Total assets	<u>\$ 17,336,304</u>	<u>\$ 90,661,811</u>	<u>\$ 91,056,538</u>	<u>\$ 16,941,577</u>
<u>Liabilities:</u>				
Accounts payable	\$ 199,732	\$ 5,434,888	\$ 5,260,789	\$ 373,831
Due to other funds	116	8,838,595	8,838,403	308
Due to other governments	1,270,125	20,535,350	20,370,026	1,435,449
Escrow funds	15,854,831	40,521,477	41,255,819	15,120,489
Interfund loans	11,500	21,063	21,063	11,500
Total liabilities	<u>\$ 17,336,304</u>	<u>\$ 75,351,373</u>	<u>\$ 75,746,100</u>	<u>\$ 16,941,577</u>

**COUNTY OF LYCOMING, PENNSYLVANIA
SCHEDULE OF CHANGES IN CAPITAL ASSETS BY FUNCTION
GOVERNMENTAL FUND TYPES
FOR THE YEAR ENDED DECEMBER 31, 2011**

	January 1 2011	Additions / Transfers	Disposals / Transfers	December 31 2011
General Government	\$ 24,569,411	\$ 1,279,660	\$ 246,760	\$ 25,602,311
Judicial	1,145,174	119,517	67,247	1,197,444
Public Safety	22,020,072	1,489,342	254,970	23,254,444
Public Works	10,416,355	1,001,635	268,234	11,149,756
Human Services	2,124,041	-	-	2,124,041
Culture & Recreation	3,835,000	-	-	3,835,000
Conservation & Dev.	4,528,283	56,892	-	4,585,175
	<u>\$ 68,638,336</u>	<u>\$ 3,947,046</u>	<u>\$ 837,211</u>	<u>\$ 71,748,171</u>

ENDING BALANCE IS COMPOSED OF

	Land	Buildings and Improvements	Improvement Other than Buildings	Machinery and Equipment	Infrastructure	Total
General Government	\$ 129,926	\$ 20,130,922	\$ 417,313	\$ 4,651,987	\$ 272,163	\$ 25,602,311
Judicial	-	220,988	-	976,456	-	1,197,444
Public Safety	266,811	9,127,343	-	13,847,160	13,130	23,254,444
Public Works	-	-	-	70,426	11,079,330	11,149,756
Human Services	-	2,124,041	-	-	-	2,124,041
Culture & Recreation	2,310,922	1,136,542	387,536	-	-	3,835,000
Conservation & Dev.	324,204	2,889,268	750,663	346,029	275,011	4,585,175
	<u>\$ 3,031,863</u>	<u>\$ 35,629,104</u>	<u>\$ 1,555,512</u>	<u>\$ 19,892,058</u>	<u>\$ 11,639,634</u>	<u>\$ 71,748,171</u>

**COUNTY OF LYCOMING, PENNSYLVANIA
SCHEDULE OF CHANGES IN CAPITAL ASSETS BY FUNCTION
PROPRIETARY FUND TYPE (BUSINESS-TYPE ACTIVITY)
FOR THE YEAR ENDED DECEMBER 31, 2011**

	January 1 2011	Additions / Transfers	Disposals / Transfers	December 31 2011
Public Works	<u>\$ 90,863,754</u>	<u>\$ 16,392,011</u>	<u>\$ 6,664,803</u>	<u>\$ 100,590,962</u>
	<u>\$ 90,863,754</u>	<u>\$ 16,392,011</u>	<u>\$ 6,664,803</u>	<u>\$ 100,590,962</u>

ENDING BALANCE IS COMPOSED OF

	Land	Construction in Progress	Buildings and Improvements	Improvement Other than Buildings	Machinery and Equipment	Infrastructure	Total
Public Works	<u>\$ 2,450,020</u>	<u>\$ 14,807,786</u>	<u>\$ 18,186,044</u>	<u>\$ 38,260,026</u>	<u>\$ 25,201,929</u>	<u>\$ 1,685,157</u>	<u>\$ 100,590,962</u>
	<u>\$ 2,450,020</u>	<u>\$ 14,807,786</u>	<u>\$ 18,186,044</u>	<u>\$ 38,260,026</u>	<u>\$ 25,201,929</u>	<u>\$ 1,685,157</u>	<u>\$ 100,590,962</u>

STATISTICAL SECTION

The statistical section of the Consolidated Annual Financial Report presents information in the form of tables showing trends, contextual and detailed information to help the user evaluate the financial information presented in the preceding sections. There are five categories in the statistical section: Financial Trends, Revenue Capacity, Debt Capacity, Demographic and Economic, and Operating Indicators statistics.

Financial Trends

Financial trends information is provided to help the reader realize and evaluate how the County's financial situation has changed over time.

Revenue Capacity

Revenue capacity information is provided to assist the reader with understanding and evaluating the factors affecting the County's ability to produce its own revenues (mainly taxes).

Debt Capacity

Debt capacity information is provided to assist the reader with understanding and evaluating the County's debt burden and the County's ability to issue other debt.

Demographic and Economic Statistics

Demographic and economic statistics are provided to help the reader in understanding the County by giving socioeconomic trend and comparison information.

Operating Indicators

Operating indicators are provided to provide the reader with contextual information for evaluating the County's financial statement information.

COUNTY OF LYCOMING, PENNSYLVANIA
Net Assets by Component
Last Nine Fiscal Years
(accrual basis of accounting)
Table #1

Primary Government - Governmental Activities	Fiscal Year								
	2003	2004	2005	2006	2007	2008	2009	2010	2011
Investment in capital assets, net of related debt	\$ 18,607,783	\$ 18,870,840	\$ 18,916,755	\$ 19,015,377	\$ 19,443,500	\$ 19,481,290	\$ 18,482,948	\$ 9,023,986	\$ 10,380,450
Restricted	2,697,018	4,043,903	5,021,364	5,869,407	5,832,317	5,270,442	5,275,984	4,627,026	4,128,905
Unrestricted	<u>11,031,111</u>	<u>15,441,406</u>	<u>20,926,070</u>	<u>25,878,978</u>	<u>29,777,671</u>	<u>30,199,159</u>	<u>29,252,432</u>	<u>38,211,494</u>	<u>33,823,834</u>
Total Net Assets	<u>\$ 32,335,912</u>	<u>\$ 38,356,149</u>	<u>\$ 44,864,189</u>	<u>\$ 50,763,762</u>	<u>\$ 55,053,488</u>	<u>\$ 54,950,891</u>	<u>\$ 53,011,364</u>	<u>\$ 51,862,506</u>	<u>\$ 48,333,189</u>
Primary Government - Business Type Activities	Fiscal Year								
	2003	2004	2005	2006	2007	2008	2009	2010	2011
Investment in capital assets, net of related debt	\$ 33,232,631	\$ 31,910,202	\$ 32,086,351	\$ 31,117,999	\$ 31,548,317	\$ 30,152,920	\$ 29,678,668	\$ 28,327,055	\$ 38,232,153
Restricted	18,113,766	19,133,088	18,275,100	19,294,422	14,568,665	16,466,373	16,269,733	24,309,139	23,983,182
Unrestricted	<u>7,568,584</u>	<u>9,392,664</u>	<u>10,107,038</u>	<u>11,062,778</u>	<u>18,381,147</u>	<u>19,232,376</u>	<u>19,142,537</u>	<u>11,511,149</u>	<u>1,449,510</u>
Total Net Assets	<u>\$ 58,914,981</u>	<u>\$ 60,435,954</u>	<u>\$ 60,468,489</u>	<u>\$ 61,475,199</u>	<u>\$ 64,498,129</u>	<u>\$ 65,851,669</u>	<u>\$ 65,090,938</u>	<u>\$ 64,147,343</u>	<u>\$ 63,664,845</u>
Total Primary Government	Fiscal Year								
	2003	2004	2005	2006	2007	2008	2009	2010	2011
Investment in capital assets, net of related debt	\$ 51,840,414	\$ 50,781,042	\$ 51,003,106	\$ 50,133,376	\$ 50,991,817	\$ 49,634,210	\$ 48,161,616	\$ 37,351,041	\$ 48,612,603
Restricted	20,810,784	23,176,991	23,296,464	25,163,829	20,400,982	21,736,815	21,545,717	28,936,165	28,112,087
Unrestricted	<u>18,599,695</u>	<u>24,834,070</u>	<u>31,033,108</u>	<u>36,941,756</u>	<u>48,158,818</u>	<u>49,431,535</u>	<u>48,394,969</u>	<u>49,722,643</u>	<u>35,273,344</u>
Total Net Assets	<u>\$ 91,250,893</u>	<u>\$ 98,792,103</u>	<u>\$ 105,332,678</u>	<u>\$ 112,238,961</u>	<u>\$ 119,551,617</u>	<u>\$ 120,802,560</u>	<u>\$ 118,102,302</u>	<u>\$ 116,009,849</u>	<u>\$ 111,998,034</u>

Note: The County adopted the provisions of GASB's Statement No. 34, "Basic Financial Statements -and Managements's Discussion and Analysis - For State and Local Governments" effective for the calendar year 2003. Therefore data is not available for the prior years.

COUNTY OF LYCOMING, PENNSYLVANIA
Changes in Net Assets
Last Nine Fiscal Years
(accrual basis of accounting)
Table #2

Expenses	Fiscal Years								
	2003	2004	2005	2006	2007	2008	2009	2010	2011
Governmental activities:									
General government	\$ 7,091,634	\$ 7,701,208	\$ 6,870,008	\$ 7,663,171	\$ 8,338,601	\$ 10,983,485	\$ 10,525,125	\$ 10,865,973	\$ 11,840,228
Judicial	7,553,565	7,669,795	7,751,039	8,276,111	8,581,910	10,145,257	9,785,388	10,310,591	10,568,264
Public safety	16,826,442	16,904,989	18,378,191	19,383,314	18,772,488	19,159,875	18,762,923	19,261,214	20,410,325
Public works	5,185,879	2,961,030	4,638,746	3,535,083	3,428,429	2,900,479	3,420,647	3,479,963	2,778,025
Human services	17,553,074	20,501,895	20,072,182	17,559,200	19,151,762	22,897,286	22,150,709	19,634,287	17,240,235
Culture & recreation	923,602	1,123,540	1,251,352	1,193,605	1,557,019	4,652,234	5,930,528	1,489,466	1,325,339
Conservation & development	669,501	719,886	849,610	893,633	627,890	758,201	1,252,589	1,457,247	1,622,042
Interest on long-term debt	1,470,735	1,401,254	1,360,638	1,307,054	2,032,899	2,092,950	1,737,958	1,659,983	1,729,389
Total governmental activities expenses	<u>57,274,432</u>	<u>58,983,597</u>	<u>61,171,766</u>	<u>59,811,171</u>	<u>62,490,998</u>	<u>73,589,767</u>	<u>73,565,867</u>	<u>68,158,724</u>	<u>67,513,847</u>
Business-type Activities:									
Public works	12,440,979	13,420,936	14,088,774	14,931,204	15,057,609	16,078,503	15,022,049	16,463,882	17,081,669
Total business-type activities expenses	<u>12,440,979</u>	<u>13,420,936</u>	<u>14,088,774</u>	<u>14,931,204</u>	<u>15,057,609</u>	<u>16,078,503</u>	<u>15,022,049</u>	<u>16,463,882</u>	<u>17,081,669</u>
Total primary government expenses	<u>\$ 69,715,411</u>	<u>\$ 72,404,533</u>	<u>\$ 75,260,540</u>	<u>\$ 74,742,375</u>	<u>\$ 77,548,607</u>	<u>\$ 89,668,270</u>	<u>\$ 88,587,916</u>	<u>\$ 84,622,606</u>	<u>\$ 84,595,516</u>
 Program Revenues									
Governmental activities:									
Charge for services									
General government	\$ 1,735,877	\$ 1,306,184	\$ 848,206	\$ 1,313,113	\$ 2,847,168	\$ 4,849,321	\$ 3,390,765	\$ 3,490,385	\$ 3,948,710
Judicial	2,138,343	2,207,924	2,515,069	2,209,701	2,646,511	2,596,075	2,532,726	2,721,862	2,629,715
Public safety	2,615,050	2,850,149	3,859,089	3,656,056	3,133,123	3,539,942	2,793,836	3,424,581	3,398,243
Public works	140,440	134,918	25,665	97,739	97,470	104,138	33,556	137,880	89,011
Human services	804,704	352,800	352,900	173,767	169,376	458	20	-	10
Culture & recreation	-	-	-	33,264	160,341	-	-	-	-
Conservation & development	34,911	40,018	77,481	42,987	44,895	224,242	201,110	73,729	160,558
Operating grants & contributions	27,227,961	28,809,129	30,023,341	26,784,621	26,485,308	31,577,067	32,436,673	26,280,114	22,335,269
Capital grants & contributions	1,336,177	819,617	648,894	962,530	161,000	148,463	659,181	1,335,086	1,293,672
Total governmental activities program revenues	<u>36,033,463</u>	<u>36,520,739</u>	<u>38,350,645</u>	<u>35,273,778</u>	<u>35,745,192</u>	<u>43,039,706</u>	<u>42,047,867</u>	<u>37,463,637</u>	<u>33,855,188</u>

(Continued)

COUNTY OF LYCOMING, PENNSYLVANIA
Changes in Net Assets
Last Nine Fiscal Years
(accrual basis of accounting)
Table #2
Continued

	Fiscal Years								
	2003	2004	2005	2006	2007	2008	2009	2010	2011
Business-type activities:									
Charge for services	\$ 12,331,897	\$ 13,773,344	\$ 13,916,960	\$ 14,888,494	\$ 15,593,708	\$ 15,839,053	\$ 14,038,858	\$ 15,150,510	\$ 16,183,636
Operating grants & contributions	176,099	302,794	559,565	659,888	387,121	1,009,877	130,680	624,804	431,142
Capital grants & contributions	1,245,200	943,549	-	-	82,161	-	-	-	-
Total business-type activities program revenues	<u>13,753,196</u>	<u>15,019,687</u>	<u>14,476,525</u>	<u>15,548,382</u>	<u>16,062,990</u>	<u>16,848,930</u>	<u>14,169,538</u>	<u>15,775,314</u>	<u>16,614,778</u>
Total primary government program revenues	<u>\$ 49,786,659</u>	<u>\$ 51,540,426</u>	<u>\$ 52,827,170</u>	<u>\$ 50,822,160</u>	<u>\$ 51,808,182</u>	<u>\$ 59,888,636</u>	<u>\$ 56,217,405</u>	<u>\$ 53,238,951</u>	<u>\$ 50,469,966</u>
Net (expense)/revenue									
Governmental activities	\$ (21,240,969)	\$ (22,462,858)	\$ (22,821,121)	\$ (24,537,393)	\$ (26,745,806)	\$ (30,550,061)	\$ (31,518,000)	\$ (30,695,087)	\$ (33,658,659)
Business-type activities	1,312,217	1,598,751	387,751	617,178	1,005,381	770,427	(852,511)	(688,568)	(466,891)
Total primary government net expense	<u>\$ (19,928,752)</u>	<u>\$ (20,864,107)</u>	<u>\$ (22,433,370)</u>	<u>\$ (23,920,215)</u>	<u>\$ (25,740,425)</u>	<u>\$ (29,779,634)</u>	<u>\$ (32,370,511)</u>	<u>\$ (31,383,655)</u>	<u>\$ (34,125,550)</u>
General Revenues and Other									
Changes in Net Assets									
Governmental activities:									
Property taxes	\$ 15,766,627	\$ 24,515,417	\$ 24,884,901	\$ 25,444,268	\$ 25,750,182	\$ 26,021,245	\$ 26,325,959	\$ 26,559,939	\$ 27,188,124
Unrestricted investment earnings	1,385,149	1,381,006	1,636,430	2,146,256	2,144,257	1,506,693	735,524	395,286	-
Grants, contributions and other revenues not restricted to specific programs.	147,340	-	233,856	234,948	617,415	424,359	435,135	436,036	410,000
Transfers	3,560,082	2,586,672	2,573,974	2,611,495	2,523,678	2,495,167	2,081,856	2,154,967	2,531,218
Total governmental activities	<u>20,859,198</u>	<u>28,483,095</u>	<u>29,329,161</u>	<u>30,436,967</u>	<u>31,035,532</u>	<u>30,447,464</u>	<u>29,578,474</u>	<u>29,546,228</u>	<u>30,129,342</u>
Business-type activities:									
Unrestricted investment earnings	2,349,028	2,508,894	2,218,758	3,001,027	4,541,227	3,078,280	2,173,636	1,899,940	2,515,611
Transfers	(3,560,082)	(2,586,672)	(2,573,974)	(2,611,495)	(2,523,678)	(2,495,167)	(2,081,856)	(2,154,967)	(2,531,218)
Total business-type activities	<u>(1,211,054)</u>	<u>(77,778)</u>	<u>(355,216)</u>	<u>389,532</u>	<u>2,017,549</u>	<u>583,113</u>	<u>91,780</u>	<u>(255,027)</u>	<u>(15,607)</u>
Total primary government	<u>\$ 19,648,144</u>	<u>\$ 28,405,317</u>	<u>\$ 28,973,945</u>	<u>\$ 30,826,499</u>	<u>\$ 33,053,081</u>	<u>\$ 31,030,577</u>	<u>\$ 29,670,254</u>	<u>\$ 29,291,201</u>	<u>\$ 30,113,735</u>
Change in Net Assets									
Governmental activities	\$ (381,771)	\$ 6,020,237	\$ 6,508,040	\$ 5,899,574	\$ 4,289,726	\$ (102,597)	\$ (1,939,526)	\$ (1,148,859)	\$ (3,529,317)
Business-type activities	101,163	1,520,973	32,535	1,006,710	3,022,930	1,353,540	(760,731)	(943,595)	(482,498)
Total primary government	<u>\$ (280,608)</u>	<u>\$ 7,541,210</u>	<u>\$ 6,540,575</u>	<u>\$ 6,906,284</u>	<u>\$ 7,312,656</u>	<u>\$ 1,250,943</u>	<u>\$ (2,700,257)</u>	<u>\$ (2,092,454)</u>	<u>\$ (4,011,815)</u>

Note: The County adopted the provisions of GASB's Statement No. 34, "Basic Financial Statements -and Managements's Discussion and Analysis - For State and Local Governments" effective for the calendar year 2003. Therefore data is not available for the prior years.

COUNTY OF LYCOMING, PENNSYLVANIA
Fund Balances of Governmental Funds
Last Ten Fiscal Years
(modified accrual basis of accounting)
Table #3

	Fiscal Year									
	2002	2003	2004	2005	2006	2007	2008	2009	2010	2011
General Fund										
Reserved	\$ 25,241,916	\$ 24,294,135	\$ 23,379,335	\$ 22,376,898	\$ 21,419,193	\$ 20,320,160	\$ 19,242,123	\$ 8,011,808	\$ 8,603,121	\$ -
Unreserved, Undesignated	10,005,918	5,735,754	11,229,770	19,052,564	23,364,085	25,786,961	28,608,193	29,873,367	40,626,179	-
Non-Spendable										12,041,166
Restricted										9,270,378
Assigned										6,243,182
Unassigned										20,240,097
Total General fund	<u>\$ 35,247,834</u>	<u>\$ 30,029,889</u>	<u>\$ 34,609,105</u>	<u>\$ 41,429,462</u>	<u>\$ 44,783,278</u>	<u>\$ 46,107,121</u>	<u>\$ 47,850,316</u>	<u>\$ 37,885,175</u>	<u>\$ 49,229,300</u>	<u>\$ 47,794,823</u>
All other governmental funds										
Reserved										
Special revenue funds	\$ 1,445,734	\$ 2,738,055	\$ 3,246,904	\$ 4,623,885	\$ 5,421,187	\$ 6,134,202	\$ 5,252,199	\$ 738,142	\$ 424,981	\$ -
Capital projects funds	36,669	35,660	37,890	37,090	37,090	-	-	-	-	-
Unreserved, designated										
Special revenue funds	566,373	655,680	675,546	360,388	411,130	-	-	3,909,812	3,856,604	-
Unreserved, Undesignated							37,090	37,090	37,090	-
Restricted										
Special revenue funds										4,197,487
Assigned										
Special revenue funds										13,684
Total other governmental funds	<u>\$ 2,048,776</u>	<u>\$ 3,429,395</u>	<u>\$ 3,960,340</u>	<u>\$ 5,021,363</u>	<u>\$ 5,869,407</u>	<u>\$ 6,134,202</u>	<u>\$ 5,289,289</u>	<u>\$ 4,685,044</u>	<u>\$ 4,318,675</u>	<u>\$ 4,211,171</u>

Note: During 2011, the County adopted GASB Statement No. 54. Prior fund balances were not restated.

COUNTY OF LYCOMING, PENNSYLVANIA
Changes in Fund Balances of Governmental Funds
Last Ten Fiscal Years
(modified accrual basis of accounting)
Table #4

	Fiscal Years									
	2002	2003	2004	2005	2006	2007	2008	2009	2010	2011
Revenues										
Taxes	\$ 15,508,478	\$ 15,858,863	\$ 24,062,245	\$ 24,605,980	\$ 25,466,452	\$ 25,617,705	\$ 25,953,820	\$ 26,202,134	\$ 26,520,552	\$ 27,384,947
Licenses & permits	53,622	52,937	51,196	47,163	46,797	47,161	46,527	46,590	42,330	46,817
Intergovernmental revenues	27,701,347	28,711,180	29,628,748	30,858,929	27,946,064	27,216,565	32,103,363	33,484,400	28,008,905	23,992,182
Charge for services	4,513,078	4,480,491	4,779,157	5,504,845	6,017,441	5,420,411	6,100,977	5,276,030	5,972,053	6,114,661
Court cost & fines	927,637	906,506	1,040,186	1,267,577	59,234	56,837	86,345	1,740,563	1,376,936	1,014,444
Investment earnings	1,669,490	1,385,147	1,381,006	1,768,216	2,431,119	2,430,123	1,627,679	784,844	410,957	472,745
Sale of assets	948,365	54,910	55,637	60,432	1,240,281	1,527,846	2,804,188	79,192	109,483	113,359
Miscellaneous	1,395,480	1,584,575	659,620	716,301	585,409	1,799,922	2,203,180	2,352,380	2,317,254	2,502,834
Total revenues	52,717,497	53,034,609	61,657,795	64,829,443	63,792,797	64,116,570	70,926,079	69,966,133	64,758,470	61,641,989
Expenditures										
General government	7,057,761	5,718,263	6,421,366	5,864,652	6,830,425	7,478,869	8,320,767	7,666,980	7,653,044	8,033,355
Judicial	6,457,985	6,278,567	6,220,477	6,226,022	6,593,842	6,999,178	7,847,315	7,420,019	7,404,312	7,296,310
Public safety	13,799,503	14,066,270	14,240,343	15,639,009	16,698,047	14,922,075	14,766,037	14,554,859	14,167,835	14,939,017
Public works	6,402,985	4,858,894	2,695,808	4,372,253	3,256,490	3,124,858	2,612,391	2,733,577	3,130,368	2,208,068
Human services	15,544,069	17,981,100	20,417,222	19,988,529	17,477,430	19,046,423	22,784,862	22,036,293	19,496,416	17,106,934
Culture & recreation	891,685	873,971	1,074,076	1,202,042	1,142,817	1,442,038	4,538,253	5,825,612	1,381,512	1,217,386
Conservation & development	586,775	558,013	558,104	686,749	731,354	418,919	515,730	993,298	1,163,421	1,315,989
Miscellaneous	6,062,233	10,556,595	3,767,314	3,812,258	4,407,157	5,277,977	5,575,290	5,807,991	6,266,489	7,127,655
Debt service-principal	1,487,935	1,822,769	2,390,335	2,563,609	2,378,495	16,655,226	1,750,618	12,281,411	980,017	1,094,408
-interest	2,084,245	1,781,603	1,340,611	1,300,685	1,222,845	1,979,390	1,763,967	1,687,087	1,495,785	1,724,109
Capital outlay		3,250,683	1,951,171	697,266	5,418,531	16,454,156	2,084,825	1,365,940	3,340,642	3,651,955
Total expenditures	60,375,176	67,746,728	61,076,827	62,353,074	66,157,433	93,799,109	72,560,055	82,373,067	66,479,841	65,715,186
Excess of revenues over (under) expenditures	(7,657,679)	(14,712,119)	580,968	2,476,369	(2,364,636)	(29,682,539)	(1,633,976)	(12,406,934)	(1,721,371)	(4,073,197)
Other financing sources (uses)										
Transfer in	7,037,937	9,151,640	7,742,800	7,109,191	11,062,761	36,176,308	6,841,543	23,853,302	4,987,280	5,555,041
Transfer out	(4,470,892)	(5,591,558)	(5,156,128)	(4,535,216)	(8,451,265)	(33,652,630)	(4,346,377)	(22,015,753)	(2,832,313)	(3,023,824)
Bond proceeds	2,031,143	7,314,711	1,559,073	-	3,955,000	28,784,589	-	-	10,645,289	-
Bond issuance discount									(101,130)	-
Total other financing sources (uses)	4,598,188	10,874,793	4,145,745	2,573,975	6,566,496	31,308,267	2,495,166	1,837,549	12,699,126	2,531,217
Net change in fund balance	\$ (3,059,491)	\$ (3,837,326)	\$ 4,726,713	\$ 5,050,344	\$ 4,201,860	\$ 1,625,728	\$ 861,190	\$ (10,569,385)	\$ 10,977,755	\$ (1,541,980)
Debt service as a percentage of noncapital expenditures	5.92%	5.59%	6.31%	6.27%	5.93%	24.09%	4.99%	17.24%	3.92%	4.54%

County of Lycoming, Pennsylvania
 General Governmental Tax Revenues by Source
 Last Ten Fiscal Years
 (modified accrual basis of accounting)
 Table #5

Fiscal Year	Property Taxes	Hotel Room Rental Tax	Total
2002	\$ 15,278,552	\$ 229,926	\$ 15,508,478
2003	15,612,834	246,029	15,858,863
2004	23,808,779	253,466	24,062,245
2005	24,224,340	381,640	24,605,980
2006	25,049,428	417,024	25,466,452
2007	25,154,366	463,339	25,617,705
2008	25,492,281	461,539	25,953,820
2009	25,610,940	591,194	26,202,134
2010	25,888,594	631,958	26,520,552
2011	26,372,093	1,012,854	27,384,947

County of Lycoming, Pennsylvania
 Governmental Activities Tax Revenues by Source
 Last Five Fiscal Years
 (accrual basis of accounting)

Fiscal Year	Real Estate Taxes	Hotel Room Rental Tax	Total
2007	\$ 25,286,843	\$ 463,339	\$ 25,750,182
2008	25,559,706	461,539	26,021,245
2009	25,734,765	591,194	26,325,959
2010	25,927,981	631,958	26,559,939
2011	26,175,270	1,012,854	27,188,124

Notes: Includes General, Special Revenue, Debt Service, and Capital Projects Funds

Sources: Lycoming County Treasurer's Office
 Fiscal Services Department:
 County of Lycoming, Pennsylvania, Comprehensive Annual
 Financial Reports - Statement of Revenues, Expenditures
 Changes in Fund Balances- Governmental Funds.

County of Lycoming, Pennsylvania
 Assessed Value and Estimated Actual Value of Taxable Real Property
 Last Ten Fiscal Years
 (amounts expressed in thousands)
 Table #6

Fiscal Year Ended December 31	Tax Exempt Property	Taxable Commercial Property	Taxable Residential Property	Total Taxable Assessed Value	Total Direct Tax Rate	Estimated Actual Taxable Value	Percent Assessed/Actual
2002	\$ 554,598	\$ 1,060,687	\$ 2,083,725	\$ 3,105,127	4.90	\$ 4,140,152	75.0%
2003	617,004	1,082,594	2,120,690	3,149,620	4.90	4,199,493	75.0%
2004	625,356	1,087,689	2,155,754	3,189,705	4.90	4,252,923	75.0%
2005	946,505	1,672,345	3,533,393	5,146,666	4.75	5,146,666	100.0%
2006	955,529	1,746,033	3,548,352	5,244,682	4.75	5,244,682	100.0%
2007	970,702	1,775,882	3,515,022	5,345,165	4.75	5,345,165	100.0%
2008	970,702	1,822,672	3,596,702	5,345,165	4.75	5,345,165	100.0%
2009	977,489	1,791,321	3,612,209	5,403,531	4.75	5,403,531	100.0%
2010	984,241	1,825,314	3,617,064	5,442,378	4.75	5,442,378	100.0%
2011	968,349	952,201	3,558,902	5,493,950	4.75	5,493,950	100.0%

Sources: Lycoming County Assessment Office:
 2002, 2004, 2005 & 2006 General Tax Base Summary Report / County Property Type Summary Report
 2002 - present, Real Estate Tax Supplements for totaling the Taxable Commercial & Residential Property Values.
 Real Estate Millage Rates Reports

Notes: Taxable Commercial and Residential Property Totals include the Interim Billings - 2002-2006.
 County wide reassessment took place in 2004.
 Assessed value in Lycoming County is 75% of estimated market value from 2002 through 2004, 100% starting in 2005.
 Estimated Actual Value - 100% of Market Value of Personal Property

County of Lycoming, Pennsylvania
Property Tax Rates
Direct and Overlapping Governments
Last Ten Fiscal Years
Table #7

	Fiscal Year									
	<u>2002</u>	<u>2003</u>	<u>2004</u>	<u>2005</u>	<u>2006</u>	<u>2007</u>	<u>2008</u>	<u>2009</u>	<u>2010</u>	<u>2011</u>
County Direct Rate	4.900	4.900	4.900	4.750	4.750	4.750	4.750	4.750	4.750	4.750
School District Rates										
Canton Area	15.000	16.100	16.000	10.100	10.100	11.483	12.019	12.019	12.235	13.323
East Lycoming Area	13.970	14.470	14.970	10.020	10.020	10.680	10.930	10.930	11.330	11.530
Jersey Shore Area	16.300	17.250	17.750	13.224	13.224	13.724	14.022	14.022	15.133	15.266
Loyalsock Area	17.100	18.100	19.100	13.000	13.000	13.000	13.000	13.000	13.000	13.000
Montgomery Area	13.500	14.500	15.500	10.500	10.500	11.000	11.000	11.000	11.000	11.920
Montoursville Area	15.000	16.000	16.000	10.530	10.530	12.030	12.720	12.720	13.190	13.310
Muncy Area	17.610	18.610	18.610	11.500	11.500	11.500	11.500	11.500	11.500	13.000
South Williamsport Area	18.300	18.300	19.550	11.900	11.900	12.300	13.800	13.800	12.300	13.300
Southern Tioga Area	17.750	18.050	18.280	12.140	12.140	12.201	13.131	13.131	13.794	14.070
Wellsboro Area	12.840	15.930	18.300	12.570	12.570	13.857	14.698	14.698	14.275	14.283
Williamsport Area	17.350	17.700	18.200	11.980	11.980	12.950	13.350	13.350	13.850	14.130
Borough Rates										
Duboistown	4.680	4.680	4.680	2.930	2.930	2.930	3.930	3.930	3.930	3.930
Hughesville	5.000	5.000	5.500	3.500	3.500	4.500	4.500	4.500	5.000	5.000
Jersey Shore	7.000	7.000	7.000	4.338	4.338	4.338	4.338	4.338	4.338	4.338
Montgomery	4.630	4.630	4.630	2.742	3.742	3.742	3.742	3.742	4.742	4.742
Montoursville	3.600	3.600	3.600	2.300	2.300	2.300	2.300	2.300	2.300	2.300
Muncy	2.600	2.600	2.600	1.675	2.425	3.000	3.000	3.000	3.000	3.000
Picture Rocks	1.680	1.680	1.680	1.555	1.555	1.555	1.555	1.555	1.555	1.555
Salladasburg	1.000	1.000	1.000	0.592	0.592	0.592	0.592	0.592	0.592	0.592
South Williamsport	4.820	4.820	4.820	2.970	3.970	3.970	3.970	3.970	3.970	4.300
City Rate										
Williamsport	10.000	10.000	12.700	8.520	9.180	9.180	9.180	10.180	10.180	10.180
Township Rates										
Anthony	0.209	0.209	0.209	0.128	0.128	1.128	1.128	1.128	1.128	1.128
Armstrong	1.300	1.300	1.300	0.747	0.747	0.747	0.747	0.747	0.747	2.000
Bastress	0.147	0.147	0.147	0.090	0.090	0.090	0.147	0.090	0.090	0.090
Brady	0.400	0.400	0.400	0.250	0.250	0.250	0.250	0.250	0.250	0.250
Brown	2.600	2.600	2.600	1.571	1.571	1.571	1.571	1.571	1.571	1.571
Cascade	1.100	1.100	1.100	0.700	0.700	0.900	1.050	1.050	1.050	1.050
Clinton	3.015	3.015	3.015	1.900	1.898	1.898	1.898	1.898	1.898	1.898
Cogan House	0.230	0.230	0.230	0.141	0.416	0.416	0.416	0.416	0.550	0.550

(Continued)

County of Lycoming, Pennsylvania
Property Tax Rates
Direct and Overlapping Governments
Last Ten Fiscal Years
Table #7
Continued

	Fiscal Year									
	<u>2002</u>	<u>2003</u>	<u>2004</u>	<u>2005</u>	<u>2006</u>	<u>2007</u>	<u>2008</u>	<u>2009</u>	<u>2010</u>	<u>2011</u>
Township Rates, continued										
Cummings	0.960	0.960	0.960	0.586	0.586	0.586	0.586	0.586	0.736	0.736
Eldred	0.870	0.870	0.870	0.546	0.546	0.546	0.546	0.546	3.930	0.546
Fairfield	0.000	0.000	0.000	0.000	0.000	0.000	0.000	0.000	0.000	0.000
Franklin	0.570	0.570	0.570	0.320	0.320	0.320	0.320	0.320	0.400	0.400
Gamble	1.280	1.280	1.281	0.807	0.807	0.807	0.807	0.807	0.807	0.807
Hepburn	0.460	0.460	0.460	0.286	1.287	1.287	1.287	1.287	1.287	1.287
Jackson	0.600	0.600	0.600	0.380	0.380	0.380	0.380	0.380	0.380	0.380
Jordon	0.300	0.300	0.400	0.228	0.300	0.315	0.315	0.315	0.400	0.400
Lewis	2.001	2.001	2.001	1.392	1.392	1.392	1.392	1.392	1.392	1.392
Limestone	0.220	0.220	0.220	0.141	0.141	0.141	0.141	0.141	0.141	0.141
Loyalsock	1.450	1.450	1.450	0.980	0.980	1.400	1.400	1.400	1.400	1.400
Lycoming	0.680	0.680	0.680	0.432	0.432	0.432	0.432	0.432	0.432	0.432
McHenry	1.960	1.960	1.960	1.226	1.226	1.226	1.226	1.226	1.226	1.226
McIntyre	1.000	1.000	1.000	0.634	0.634	0.634	0.634	0.634	0.634	0.634
McNett	0.900	0.900	1.200	0.795	1.425	1.785	1.883	2.883	2.883	2.883
Mifflin	1.707	1.707	1.707	1.174	1.174	1.174	1.174	1.174	1.174	1.174
Mill Creek	0.700	0.700	0.700	0.000	0.630	0.630	0.950	0.950	0.950	0.950
Moreland	0.500	0.500	0.500	0.318	0.450	0.450	0.500	0.600	0.700	0.700
Muncy Creek	1.000	1.000	1.000	0.694	0.694	0.694	0.694	0.694	0.694	0.694
Muncy	1.500	1.500	1.500	0.905	0.905	1.000	1.000	1.000	1.000	1.000
Nippenose	1.250	1.250	1.400	0.863	1.000	1.500	1.500	1.500	1.500	1.500
Old Lycoming	3.490	3.490	3.490	2.841	3.841	3.841	3.841	3.841	3.841	4.341
Penn	0.400	0.400	0.500	0.312	0.312	0.312	0.312	0.312	0.312	0.312
Piatt	1.050	1.050	1.050	0.669	0.669	0.669	0.669	0.852	1.176	1.176
Pine	0.550	0.550	0.550	0.340	0.340	0.340	0.500	0.500	0.500	0.500
Plunketts Creek	2.000	2.000	2.000	1.282	1.282	1.282	1.282	1.282	1.282	1.282
Porter	3.810	3.810	3.810	2.233	3.233	3.233	3.233	3.233	3.233	5.233
Shrewsbury	2.960	2.960	2.960	1.760	1.760	1.760	2.260	2.260	2.510	2.510
Susquehanna	1.610	1.610	1.610	0.991	0.991	0.991	0.991	1.111	1.111	1.111
Upper Fairfield	0.095	0.095	0.095	0.061	0.061	0.061	0.061	0.061	0.061	0.061
Washington	1.950	1.950	1.950	1.234	1.234	1.234	1.234	1.234	1.234	1.234
Watson	0.916	0.916	0.916	0.562	1.090	1.090	1.090	1.090	1.090	1.090
Wolf	0.840	0.840	0.840	0.525	0.661	0.661	0.840	0.525	0.525	0.525
Woodward	0.380	0.380	0.380	0.237	0.514	0.514	0.380	0.839	0.984	0.984

Source: Lycoming County Assessment Office

Note: Starting in 2005, there was a reduction in the Millage rates due to Property Values being assessed at 100% of the Market Value as opposed to 75% in prior years. The entire tax levy is recognized as revenue in the General Fund.

County of Lycoming, Pennsylvania
Principal Taxpayers
December 31, 2011
Table #8

Taxpayer	2011			2002		
	Assessed Valuation	Rank	Percentage of Total Assessed Valuation	Assessed Valuation	Rank	Percentage of Total Assessed Valuation
PR Financing LTD Partnership	\$ 47,321,200	1	0.73%	\$ 30,167,963	1	0.97%
Weis Markets, Inc.	18,870,580	2	0.29%			
Loyal Plaza Associates, LP	15,791,430	3	0.24%	11,208,330	2	0.36%
Grizzly Industrial Inc.	14,925,360	4	0.23%	5,750,445	5	0.19%
Wal Mart Stores Inc.	12,785,240	5	0.20%	8,526,878	3	0.27%
Williamsport Hospitality, LLC	8,683,500	6	0.13%			
Paul G. Enterprises	8,662,640	7	0.13%	5,266,950	7	0.17%
VIWY, LP	8,587,380	8	0.13%			
Rose View Manor Inc.	8,489,690	9	0.13%			
Valley Heights LTD Partnership	7,923,000	10	0.12%	5,197,500	8	0.17%
T & C Plaza Associates				5,913,195	4	0.19%
High Steel Industries				5,284,875	6	0.17%
Wegman's Food Markets, Inc.				4,817,378	9	0.16%
Le Main Associates				4,338,548	10	0.14%
Totals	<u>\$ 152,040,020</u>		<u>2.34%</u>	<u>\$ 86,472,062</u>		<u>2.78%</u>
Total Assessed Valuation of Taxables:	<u>\$ 6,505,928,360</u>			<u>\$ 3,105,126,695</u>		

Sources:

Lycoming County Assessment Office: Lycoming County Top - 100 - Taxable Parcels Report
Lycoming County Assessment Office: County Property Type Summary

County of Lycoming, Pennsylvania
Property Tax Levies and Collections
Last Ten Fiscal Years
Table #9

Fiscal Year Ended December 31	Total Tax Levy for Fiscal Year	Collected within the Fiscal Year of the Levy		Collections in Subsequent Years	Total Tax Collections	Percentage of Total Tax Collections to Total Tax Levy
		Amount	Percentage of Levy			
2002	\$ 15,263,606	\$ 13,913,949	91.16%	\$ 1,137,322	\$ 15,051,271	98.61%
2003	15,482,617	14,232,146	91.92%	998,062	15,230,208	98.37%
2004	24,326,733	22,356,650	91.90%	956,855	23,313,505	95.83%
2005	24,467,974	22,493,331	91.93%	1,084,688	23,578,019	96.36%
2006	24,989,263	22,922,958	91.73%	1,451,936	24,374,894	97.54%
2007	25,197,792	23,157,877	91.90%	1,462,246	24,620,123	97.71%
2008	25,389,637	23,201,933	91.38%	1,488,009	24,689,942	97.24%
2009	25,767,804	23,561,583	91.44%	1,490,505	25,052,088	97.22%
2010	25,978,616	23,409,996	90.11%	1,588,662	24,998,658	96.23%
2011	26,238,272	23,950,032	91.28%	1,608,363	25,558,395	97.41%

Sources: 2002 to 2011 - Pentamation: Year-To-Date Revenue Audit Trail
2002 to 2006 - Lycoming County R/E Taxes Consolidated Settlement Report - RBA
2007 to 2011 - Lycoming County R/E Taxes Consolidated Settlement Report - Infocon
2007 to 2011 - Lycoming County R/E Taxes Consolidated Cash Report - Infocon

County of Lycoming, Pennsylvania
Ratio of General Obligation Debt
To Assessed Value of Real Estate and General Obligation Debt per Capita
Last Ten Fiscal Years
Table #10

Fiscal Year	Population	Assessed Value	General Obligation Debt			Ratio Debt/Value	General Obligation Debt Per Capita	Percentage of Personal Income
			Governmental Activities	Business Type Activities	Total Primary Government			
2002	118,554	\$ 3,105,126,695	\$ 30,350,236	\$ 241,415	\$ 30,591,651	0.99%	\$ 258.04	1.03%
2003	118,288	3,149,619,636	29,230,615	2,352,661	31,583,276	1.00%	267.00	1.03%
2004	118,145	3,189,704,880	28,277,330	3,190,562	31,467,892	0.99%	266.35	0.99%
2005	117,773	5,146,665,730	25,713,721	2,900,318	28,614,039	0.56%	242.96	0.89%
2006	117,349	5,244,682,070	27,290,226	2,555,090	29,845,316	0.57%	254.33	0.89%
2007	116,811	5,345,164,920	39,419,589	6,335,411	45,755,000	0.86%	391.70	1.30%
2008	116,670	5,345,164,920	37,668,971	6,226,029	43,895,000	0.82%	376.23	1.20%
2009	116,840	5,403,530,840	25,482,560	6,112,440	31,595,000	0.58%	270.41	0.85%
2010	116,111	5,442,377,270	35,147,832	11,050,292	46,198,124	0.85%	397.88	1.17%
2011	116,747	5,493,949,820	34,053,424	10,761,262	44,814,686	0.82%	383.86	1.20%

Sources: The Pa State Data Center website, <http://pasdc.hbg.psu.edu>
Lycoming County Assessment Office: - 2002, 2004, 2005, 2006, 2007, 2008, 2009, 2010, 2011 General Tax Base Summary
2003 Real Estate Tax Supplements.
Lycoming County Fiscal Services Department - Comprehensive Annual Financial Reports.

County of Lycoming, Pennsylvania
Direct and Overlapping Governmental Activities Debt
As of December 31, 2011
Table #11

Governmental Unit	Debt Outstanding	Estimated Percentage Applicable	Estimated Share of Overlapping Debt
School Districts			
East Lycoming Area	\$22,810,000	100%	\$22,810,000
Jersey Shore Area	33,005,000	100%	33,005,000
Loyalsock Area	23,309,916	100%	23,309,916
Montgomery Area	13,760,000	100%	13,760,000
Montoursville Area	23,230,000	100%	23,230,000
Muncy Area	11,295,000	100%	11,295,000
South Williamsport Area	12,765,000	100%	12,765,000
Williamsport Area	59,590,000	100%	59,590,000
Boroughs			
Duboistown	\$0	100%	\$0
Hughesville	0	100%	0
Jersey Shore	0	100%	0
Montgomery	0	100%	0
Montoursville	0	100%	0
Muncy	0	100%	0
Picture Rocks	0	100%	0
Salladasburg	0	100%	0
South Williamsport	0	100%	0
City			
Williamsport	\$11,134,161	100%	\$11,134,161
Townships			
Anthony	\$0	100%	\$0
Armstrong	0	100%	0
Bastress	0	100%	0
Brady	1,849,058	100%	1,849,058
Brown	0	100%	0
Cascade	0	100%	0
Clinton	1,660,000	100%	1,660,000
Cogan House	0	100%	0
Cummings	0	100%	0
Eldred	0	100%	0
Fairfield	0	100%	0
Franklin	0	100%	0
Gamble	0	100%	0
Hepburn	0	100%	0
Jackson	0	100%	0
Jordan	0	100%	0
Lewis	0	100%	0
Limestone	0	100%	0
Loyalsock	0	100%	0

(Continued)

County of Lycoming, Pennsylvania
Direct and Overlapping Governmental Activities Debt
As of December 31, 2011
Table #11
Continued

Governmental Unit	Debt Outstanding	Estimated Percentage Applicable	Estimated Share of Overlapping Debt
Townships, continued			
Lycoming	\$0	100%	\$0
McHenry	0	100%	0
McIntyre	0	100%	0
McNett	0	100%	0
Mifflin	0	100%	0
Mill Creek	0	100%	0
Moreland	0	100%	0
Muncy Creek	0	100%	0
Muncy	0	100%	0
Nippenose	0	100%	0
Old Lycoming	0	100%	0
Penn	0	100%	0
Piatt	0	100%	0
Picture Rocks	2,324	100%	2,324
Pine	0	100%	0
Plunketts Creek	58,163	100%	58,163
Porter	0	100%	0
Shrewsbury	0	100%	0
Susquehanna	0	100%	0
Washington	0	100%	0
Watson	0	100%	0
Wolf	0	100%	0
Woodward*	4,012,995	100%	4,012,995
Subtotal, overlapping debt			<u>\$218,481,617</u>
County of Lycoming direct debt			<u>34,053,424</u>
Total direct and overlapping debt			<u><u>\$252,535,041</u></u>

Sources:

- County Information - Fiscal Services Department, County of Lycoming, Pennsylvania,
Comprehensive Annual Financial Report
- Borough and Township Finance Departments
- School District Information - L.E.C.S. School Finance Division
- City of Williamsport Finance Department
- *Woodward Township - Guarantor on Township Water & Sewer Authority Loan

COUNTY OF LYCOMING, PENNSYLVANIA
 Legal Debt Margin Information
 Last Ten Fiscal Years
 (modified accrual basis of accounting)
 Table #12

	Fiscal Years									
	2002	2003	2004	2005	2006	2007	2008	2009	2010	2011
Borrowing Base Revenues										
Two years prior	\$ 61,179,298	\$ 68,478,810	\$ 70,912,765	\$ 69,136,833	\$ 79,186,376	\$ 81,524,726	\$ 82,342,206	\$ 84,720,787	\$ 84,440,265	\$ 80,856,229
Prior year	68,478,810	70,912,765	69,139,833	79,186,376	81,524,726	82,342,206	84,720,787	84,440,265	80,856,229	82,433,724
Current year	70,912,765	69,136,833	79,186,376	81,524,726	82,342,206	84,720,787	84,440,265	80,856,229	82,433,724	80,772,378
Total borrowing base revenues	<u>\$ 200,570,873</u>	<u>\$ 208,528,408</u>	<u>\$ 219,238,974</u>	<u>\$ 229,847,935</u>	<u>\$ 243,053,308</u>	<u>\$ 248,587,719</u>	<u>\$ 251,503,258</u>	<u>\$ 250,017,281</u>	<u>\$ 247,730,218</u>	<u>\$ 244,062,331</u>
Average borrowing base revenues	<u>\$ 66,856,958</u>	<u>\$ 69,509,469</u>	<u>\$ 73,079,658</u>	<u>\$ 76,615,978</u>	<u>\$ 81,017,769</u>	<u>\$ 82,862,573</u>	<u>\$ 83,834,419</u>	<u>\$ 83,339,094</u>	<u>\$ 82,576,739</u>	<u>\$ 81,354,110</u>
Limit for non-electoral debt										
Average borrowing base revenues	\$ 66,856,958	\$ 69,509,469	\$ 73,079,658	\$ 76,615,978	\$ 81,017,769	\$ 82,862,573	\$ 83,834,419	\$ 83,339,094	\$ 82,576,739	\$ 81,354,110
Debt limit percent	x 300%	x 300%	x 300%	x 300%	x 300%	x 300%	x 300%	x 300%	x 300%	x 300%
Debt limit	<u>200,570,874</u>	<u>208,528,407</u>	<u>219,238,974</u>	<u>229,847,934</u>	<u>243,053,307</u>	<u>248,587,719</u>	<u>251,503,257</u>	<u>250,017,282</u>	<u>247,730,217</u>	<u>244,062,330</u>
Total amount of debt applicable to debt limit	<u>68,284,392</u>	<u>56,277,776</u>	<u>39,753,985</u>	<u>37,933,696</u>	<u>54,842,841</u>	<u>70,610,639</u>	<u>68,578,684</u>	<u>58,436,562</u>	<u>70,458,124</u>	<u>69,234,686</u>
Legal debt margin	<u>\$ 132,286,482</u>	<u>\$ 152,250,631</u>	<u>\$ 179,484,989</u>	<u>\$ 191,914,238</u>	<u>\$ 188,210,466</u>	<u>\$ 177,977,080</u>	<u>\$ 182,924,573</u>	<u>\$ 191,580,720</u>	<u>\$ 177,272,093</u>	<u>\$ 174,827,644</u>
Total net debt applicable to the limit as a percentage of debt limit	34.05%	26.99%	18.13%	16.50%	22.56%	28.40%	27.27%	23.37%	28.44%	28.37%
Limit for non-electoral debt and lease rental debt										
Average borrowing base revenues	\$ 66,856,958	\$ 69,509,469	\$ 73,079,658	\$ 76,615,978	\$ 81,017,769	\$ 82,862,573	\$ 83,834,419	\$ 83,339,094	\$ 82,576,739	\$ 81,354,110
Debt limit percent	x 400%	x 400%	x 400%	x 400%	x 400%	x 400%	x 400%	x 400%	x 400%	x 400%
Debt limit	<u>267,427,832</u>	<u>278,037,876</u>	<u>292,318,632</u>	<u>306,463,912</u>	<u>324,071,076</u>	<u>331,450,292</u>	<u>335,337,676</u>	<u>333,356,376</u>	<u>330,306,956</u>	<u>325,416,440</u>
Total amount of debt applicable to debt limit	<u>68,284,392</u>	<u>56,277,776</u>	<u>39,753,985</u>	<u>37,933,696</u>	<u>54,842,841</u>	<u>70,610,639</u>	<u>68,578,684</u>	<u>58,436,562</u>	<u>70,458,124</u>	<u>69,234,686</u>
Legal debt margin	<u>\$ 199,143,440</u>	<u>\$ 221,760,100</u>	<u>\$ 252,564,647</u>	<u>\$ 268,530,216</u>	<u>\$ 269,228,235</u>	<u>\$ 260,839,653</u>	<u>\$ 266,758,992</u>	<u>\$ 274,919,814</u>	<u>\$ 259,848,832</u>	<u>\$ 256,181,754</u>
Total net debt applicable to the limit as a percentage of debt limit	25.53%	20.24%	13.60%	12.38%	16.92%	21.30%	20.45%	17.53%	21.33%	21.28%

County of Lycoming, Pennsylvania
Demographic and Economic Statistics
Last Ten Fiscal Years
Table #13

<u>Fiscal Year</u>	<u>Population</u>	<u>Median Household Income in dollars (estimates) *1</u>	<u>Personal Income (Amounts Expressed in thousands)</u>	<u>Per Capita Personal Income (Amounts Expressed in thousands)</u>	<u>Median Age</u>	<u>School Enrollment *2</u>	<u>Local Unemployment Rate</u>
2002	118,554	\$ 34,732	\$ 2,983,050	\$ 25,162	39.4	23,565	6.2%
2003	118,288	35,969	3,074,336	25,990	39.6	23,009	6.0%
2004	118,145	36,891	3,192,687	27,023	39.9	22,790	6.1%
2005	117,773	38,243	3,213,408	27,285	40.3	22,581	5.4%
2006	117,349	38,907	3,344,642	28,502	40.2	22,152	5.2%
2007	116,811	39,430	3,522,454	30,155	39	21,747	4.9%
2008	116,671	35,932	3,671,830	31,472	39	21,515	7.6%
2009	116,840	31,738	3,727,150	31,900	39	21,528	9.7%
2010	116,111	41,856	3,949,632	34,016	40.3	20,933	9.8%
2011	116,747	40,007	3,724,229	31,900	41.1	21,178	7.3%

Notes:

- *1 Estimates were made by the Census Bureau with a 90% confidence interval.
- *2 S Tioga School District enrollment is not entirely in Lycoming County.

Sources:

US Census Bureau
School District Business Offices--School Enrollment
The Pa State Data Center website, <http://pasdc.hbg.psu.edu>
The Williamsport Lycoming Chamber of Commerce
Wikipedia.com

County of Lycoming, Pennsylvania
Principal Employers
December 31, 2011
Table #14

<u>Employer</u>	<u>Number of Employees</u>	<u>2011 Rank</u>	<u>Number of Employees</u>	<u>2002 Rank</u>
Pennsylvania State Government	*1	1	*1	
Susquehanna Regional Healthcare Alliance	*1	2	*1	1
Pennsylvania College of Technology	*1	3	*1	
Williamsport Area School District	*1	4	*1	3
Weis Markets	*1	5	*1	7
West Pharmaceutical Services Inc.	*1	6	*1	6
United States Government	*1	7	*1	
Shop Vac Corporation	*1	8	*1	2
Lycoming County	*1	9	*1	9
Brodart Company	*1	10	*1	4
Spring Window Fashions	*1		*1	5
AVCO Corporation	*1		*1	8
Wal-Mart Associates	*1		*1	10
Total County Employment:		<u>54,811</u>		<u>54,817</u>

Sources:

Williamsport/Lycoming Chamber of Commerce
United States Bureau Of Labor & Statistics

Notes:

*1 All data that is traced to a specific employer by the Center for Workforce Information & Analysis is considered confidential, thus the number of employees for each employer cannot be represented.

All Employer Information is as of June 30th for each respective year.

Pennsylvania State Government includes all state employment except Pennsylvania State University, SEPTA, and the System of Higher Education.

County of Lycoming, Pennsylvania
 Full-time Equivalent County Government Employees by Function
 Last Ten Fiscal Years
 Table #15

Function	Fiscal Year									
	2002	2003	2004	2005	2006	2007	2008	2009	2010	2011
General Government										
Commissioners	6	6	6	6	6	5	6	6	6	6
Controller	5	5	4	4	4	5	4	5	5	5
County Buildings	12	12	12	13	13	17	21	18	21	22
County Farm	0	0	0	0	0	0	2	0	0	0
Dept of Public Safety	30	34	34	33	32	32	33	37	35	32
Fiscal Affairs	9	9	7	8	8	8	9	9	9	8
Haz Mat	1	1	1	1	1	1	1	1	1	1
Human Resources	4	4	4	5	5	5	5	5	5	5
Information Services	1	1	1	1	1	1	1	1	1	1
Management Information	19	22	22	21	19	21	21	21	21	21
Military Affairs	1	1	1	1	1	1	1	1	1	2
Planning and Comm. Dev.	17	17	18	19	19	20	21	22	21	20
Print/Microfilm	2	2	2	2	2	2	2	2	2	2
Resource Management Svcs	56	57	61	64	64	64	68	73	67	67
Treasurer	5	5	5	5	5	5	5	5	5	5
Voter Services	3	3	3	3	3	4	4	4	4	3
Zoning	1	1	1	1	1	1	1	1	1	2
Subtotal	<u>172</u>	<u>180</u>	<u>182</u>	<u>187</u>	<u>184</u>	<u>192</u>	<u>205</u>	<u>211</u>	<u>205</u>	<u>202</u>
Court System and Corrections										
Adult Probation	17	17	17	17	18	19	19	19	21	21
Central Collections	9	9	8	9	9	9	10	9	10	10
Coroner	1	1	1	2	3	3	3	3	3	3
Courts	25	25	26	25	24	23	23	24	24	24

Continued

County of Lycoming, Pennsylvania
 Full-time Equivalent County Government Employees by Function
 Last Ten Fiscal Years
 Table #15
 Continued

Function	Fiscal Year									
	2002	2003	2004	2005	2006	2007	2008	2009	2010	2011
Court System and Corrections										
District Attorney	23	19	18	18	18	19	17	21	20	20
District Justices	18	18	18	18	18	18	18	18	18	18
Domestic Relations	27	27	27	25	25	25	26	26	23	23
Jury Commissioners	2	2	2	2	2	2	2	2	2	2
Juvenile Probation	17	17	18	17	17	18	18	18	17	17
Law Library	1	1	1	1	0	0	0	0	0	0
Pre-Release Center	24	25	25	26	26	34	35	42	35	36
Prison	67	69	69	76	78	75	74	85	80	82
Prothonotary	7	7	8	8	8	9	9	8	8	8
Public Defender	8	8	6	7	9	8	9	9	9	8
Register and Recorder	8	8	9	8	8	8	8	8	7	8
Sheriff	13	15	13	16	16	16	13	18	15	16
Subtotal	<u>267</u>	<u>268</u>	<u>266</u>	<u>275</u>	<u>279</u>	<u>286</u>	<u>284</u>	<u>310</u>	<u>292</u>	<u>296</u>
Public Works										
Ag Extension	3	3	3	3	3	3	3	3	3	3
Soil Conservation	4	5	5	5	5	6	7	8	7	7
Subtotal	<u>7</u>	<u>8</u>	<u>8</u>	<u>8</u>	<u>8</u>	<u>9</u>	<u>10</u>	<u>11</u>	<u>10</u>	<u>10</u>
Total	<u>446</u>	<u>456</u>	<u>456</u>	<u>470</u>	<u>471</u>	<u>487</u>	<u>499</u>	<u>532</u>	<u>507</u>	<u>508</u>

Note: All figures represent full time employees as of the end of December for each respective year.

Source: County of Lycoming, Department of Fiscal Services-Payroll Section

County of Lycoming, Pennsylvania
 Operating Indicators by Function
 Last Ten Fiscal Years
 Table #16

Function	Fiscal Year									
	<u>2002</u>	<u>2003</u>	<u>2004</u>	<u>2005</u>	<u>2006</u>	<u>2007</u>	<u>2008</u>	<u>2009</u>	<u>2010</u>	<u>2011</u>
General Government										
Fiscal Affairs										
Transfers/deeds recorded	3,756	3,822	4,021	3,881	3,963	3,737	3,145	2,790	2,568	3,028
Subdivisions for Municipalities Under County SLDO approved	65	72	64	66	55	58	117	98	98	127
Subdivision and Land Development Reviews	157	149	147	141	147	131	132	69	39	68
Building, occupancy and zoning permits	*	*	*	*	4,184	4,197	3,988	4,085	3,872	3,754
Administration										
General election information										
Registered voters	69,080	69,082	69,071	69,060	69,075	69,002	72,342	70,593	70,714	65,891
Votes cast	32,364	26,265	51,361	17,776	36,872	22,015	51,022	18,758	35,354	17,493
Percent of votes cast	46.85%	38.02%	74.36%	25.74%	53.38%	31.78%	70.53%	26.57%	50.00%	26.55%
Court System and Corrections										
Court Services										
New criminal cases received	1,954	1,753	1,966	1,784	2,004	2063	1,965	1,928	1,733	1,747
New civil cases received	259	267	156	185	263	269	151	138	105	101
Protection from abuse cases filed	259	260	264	265	262	232	278	214	251	225
Wills recorded	437	424	475	468	399	448	460	454	502	490
Marriage licenses issued	871	895	854	805	769	771	740	747	718	776
Child adoptions	101	89	81	74	47	55	53	58	46	36
Child relinquishments/terminations	64	53	52	47	41	36	32	32	19	36

(Continued)

County of Lycoming, Pennsylvania
 Operating Indicators by Function
 Last Ten Fiscal Years
 Table #16
 Continued

Function	Fiscal Year									
	2002	2003	2004	2005	2006	2007	2008	2009	2010	2011
Court Administration										
Criminal jury trials	29	42	54	26	44	35	32	41	36	31
Criminal pleas	1,463	1,293	1,364	749	1,261	1,364	1,489	1,467	1,352	1,340
Accelerated rehabilitative disposition (ARD) cases	272	306	361	215	136	414	323	265	241	61
New civil appeals from arbitration	14	14	9	13	6	14	5	13	4	4
Civil jury trials	9	8	4	5	8	3	12	3	9	5
Civil cases settled	123	110	96	94	104	123	117	86	75	24
District judge case filings	27,223	23,977	25,487	22,359	21,024	21,738	22,540	24,395	23,060	23,539
Domestic relations active cases filed	5,143	4,909	4,793	4,674	4,299	4,094	3,975	3,825	3,757	3,696
Juvenile delinquency cases filed	690	795	863	787	630	570	616	565	488	489
Adult Probation										
Caseload	1,223	1,126	1,113	1,317	1,295	1,444	1,534	1,960	1,806	1,803
Presentence Investigations	86	53	65	66	85	106	89	37	42	40
Corrections										
Average daily population (Males and Females at prison and prerelease)	331	328	308	329	338	336	314	339	392	404
Human Services										
Children, Youth and Families										
*1 Children served	*	3,975	3,778	3,480	3,843	4,118	4,272	4,343	5,143	5,681
*1 Placement days	*	66,299	67,221	62,860	56,398	53,312	58,636	45,881	34,750	29,715
Child abuse reports	200	232	182	206	184	210	184	181	139	182

(Continued)

County of Lycoming, Pennsylvania
 Operating Indicators by Function
 Last Ten Fiscal Years
 Table #16
 Continued

Function	Fiscal Year									
	2002	2003	2004	2005	2006	2007	2008	2009	2010	2011
Mental Health *2										
Emergency/crisis										
Intervention hours	*	*	12,276	9,733	*	*	*	1,451	1,218	5,918
Community residential days	*	*	8,831	9,423	10,173	9,458	9,583	7,965	8,324	8,534
Service case management hours	*	*	19,818	14,173	*	*	*	21,833	18,967	18,501
Day treatment hours	*	*	3,701	6,423	23,061	19,364	19,767	13,099	1030 **	522
Outpatient hours	*	*	5,064	2,006	5,269	5,126	5,130	3,598	1454 **	5,252
Family based hours	*	*	4,736	4,026	*	*	*	1,035	2**	30
Mental Retardation *2										
*3 Community Habilitation Days	*	*	26,835	26,717	25,877	26,849	27,012	28,827	280 **	419
*4 Pre-Vocational days	*	*	30,633	33,525	31,605	31,062	31,216	40,765	1243 **	1,421
Supported employment hours	*	*	6,878	13,434	34,976	46,257	46,801	30,951	6932 **	2,486
Residential services clients	*	*	275	278	270	185	188	214	0 **	0
Early intervention clients	*	*	252	300	366	379	362	306	310	267
Family support services	*	*	184	245	171	190	188	117	92	68

Sources:

Various County Government Departments
 Administrative Office of Pennsylvania Courts
 Lycoming County Children and Youth Services

Notes:

- * Information is not available
- ** Decreases due to funding from County to State or no longer provide the service
- *1 Includes Juvenile Probation
- *2 All Mental Health / Mental Retardation figures are Lycoming and Clinton Counties
- *3 Formerly Adult Dev. Training
- *4 Formerly Vocational Rehabilitation

County of Lycoming, Pennsylvania
 Capital Asset Statistics by Function
 Last Ten Fiscal Years
 Table #17

Function	Fiscal Year									
	<u>2002</u>	<u>2003</u>	<u>2004</u>	<u>2005</u>	<u>2006</u>	<u>2007</u>	<u>2008</u>	<u>2009</u>	<u>2010</u>	<u>2011</u>
General Government, Courts and Corrections										
Planning and Community Development										
Motor vehicles	N/A	N/A	N/A	N/A	1	1	1	1	1	1
Public Safety										
Motor vehicles	N/A	N/A	N/A	N/A	4	4	4	4	4	4
County Farm										
Motor vehicles	N/A	N/A	N/A	N/A	2	2	2	2	2	2
Soil Conservation										
Motor vehicles	N/A	N/A	N/A	N/A	1	1	1	1	1	2
Resource Management Services (Landfill)										
Motor vehicles *1	N/A	N/A	N/A	N/A	99	111	108	113	119	119
Adult Probation										
Motor vehicles	N/A	N/A	N/A	N/A	4	4	4	4	4	4
Juvenile Probation										
Motor vehicles	N/A	N/A	N/A	N/A	1	1	1	1	1	2
Domestic Relations										
Motor vehicles	N/A	N/A	N/A	N/A	1	1	1	1	1	1
Pre-Release										
Motor vehicles	N/A	N/A	N/A	N/A	12	12	12	12	12	12
Coroner										
Motor vehicles	N/A	N/A	N/A	N/A	1	1	1	2	2	2
District Attorney										
Motor vehicles	N/A	N/A	N/A	N/A	9	7	7	7	7	7
Sheriff										
Motor vehicles	N/A	N/A	N/A	N/A	7	8	6	6	6	7

(Continued)

County of Lycoming, Pennsylvania
 Capital Asset Statistics by Function
 Last Ten Fiscal Years
 Table #17
 Continued

Function	Fiscal Year									
	<u>2002</u>	<u>2003</u>	<u>2004</u>	<u>2005</u>	<u>2006</u>	<u>2007</u>	<u>2008</u>	<u>2009</u>	<u>2010</u>	<u>2011</u>
Public Works										
Bridges										
County-owned bridges	N/A	N/A	N/A	N/A	15	15	15	15	15	15
Motor vehicles *2	N/A	N/A	N/A	N/A	0	0	0	0	0	0
Parks										
Number of parks	N/A	N/A	N/A	N/A	57	57	57	57	57	57
Park acreage	N/A	N/A	N/A	N/A	2958	2958	2958	2958	2958	2958
Motor vehicles *3	N/A	N/A	N/A	N/A	0	0	0	0	0	0
Maintenance and Administration										
Motor vehicles	N/A	N/A	N/A	N/A	0	1	1	1	1	2
Office buildings *4	N/A	N/A	N/A	N/A	9	9	9	9	9	9
Storage or maintenance buildings	N/A	N/A	N/A	N/A	0	0	0	0	0	0

Notes:

- *1 This figure does not include special over the road equipment or non-licensed vehicles listed on the county's insurance.
 - *2 Inspection of bridges is contracted out and an insurance ticket is obtained.
 - *3 Lycoming County does not have any vehicles that maintain the parks.
 - *4 This figure includes the County Courthouse.
- N/A =Information is not available.

Sources:

Various County Departments